

2nd Edition

RESEARCH RESULTS AND CLIENT OUTCOMES



BrainRx[®]

Prepared by

Amy L. Moore, PhD

Educational Psychologist and Research Director at the Gibson Institute of Cognitive Research



TABLE OF CONTENTS

Foreword & Introduction	4
Executive Summary	7
The Science Behind BrainRx.....	12
Profile of Clients	14
BrainRx Research	15
Client Results by Program	33
Client Results by Diagnosis.....	38
Retention Results and Client Satisfaction Ratings.....	47

FOREWORD

Executive processing is dependent upon the collective interplay of brain networks underlying fundamental cognitive skills. In ways, one's executive processing is only as strong as one's weakest cognitive skill. Cognitive training offers the most promising method for strengthening underlying cognitive networks, allowing one to increase overall executive processing ability!

However, not all cognitive training programs are alike! BrainRx is distinct in many ways from the variety of digital training programs available today. Foremost, BrainRx programs are delivered by a clinician who gives dynamic feedback throughout every training session. Further, BrainRx programs are based on the Cattell-Horn-Carroll theory of intelligence, a widely-accepted view of cognition and the theoretical foundation of modern day cognitive assessment. BrainRx is comprehensive; targeting and training seven key cognitive skills and multiple sub-skills. It is also highly intensive, including an average of 90 to 120 hours of training over several months.

We are now using MRIs to visualize the underlying changes in brain structure and function after BrainRx training. In one research study, we looked at underlying changes related to gains in auditory processing and found correlated changes in functional connectivity! In another study, we found normalization of key brain networks after training.

The dynamic feedback, thoroughness, and intensity of BrainRx cognitive training are keys to producing modifications of cognitive skill networks and the desired functional cognitive gains. It



is certainly an exciting time to be in the field of cognitive training research.

Christina Ledbetter, PhD

Clinical Neuroscientist and Research Fellow LSU Health Sciences Center

INTRODUCTION

Since 1985, Dr. Ken Gibson and his colleagues have helped more than 100,000 clients with a unique cognitive training methodology designed to remediate deficits in multiple underlying learning skills. Dr. Gibson devoted his entire career to helping children and adults with learning struggles, beginning first with a visual information processing intervention and later restructuring the program to include auditory processing, memory, attention, processing speed, and reasoning training procedures. With input from a team of psychologists, educators, speech and language pathologists, and occupational therapists, Dr. Gibson continuously studied the results of learning and cognition research to develop an intensive reading intervention to complement the original training program.

In 2014, he also emphasized building an empirical research base that supports the cognitive training procedures and assessments used by LearningRx and BrainRx brain training centers, and to the continued development and testing of cognitive training program components. He established the Gibson Institute of Cognitive Research to accomplish those goals.

The mission of the Gibson Institute is to conduct research on LearningRx and BrainRx programs

and assessments, to communicate the latest research findings to the education, psychology, neuroscience, and cognitive science communities, to provide opportunities for outside researchers to participate in research projects that utilize our cognitive training and assessment instruments, and to inform the practices of cognitive trainers by translating research findings into real-world applications. This report summarizes the major research on LearningRx and BrainRx programs and provides an overview of the client outcomes from 2010 to 2018.

Amy Lawson Moore, PhD

Cognitive & Educational Psychologist
Research Director
Gibson Institute of Cognitive Research





EXECUTIVE SUMMARY

Introduction

BrainRx cognitive training programs target attention, processing speed, working memory, long-term memory, auditory processing, visual processing, and logic & reasoning through repeated engagement in game-like mental tasks delivered one-on-one by a clinician or trainer. BrainRx intensive reading interventions are also delivered through a cognitive training approach based on The Learning Model developed by Dr. Ken Gibson.

Background

Since 1985, our brain training methodology has been used with more than 100,000 clients at private clinical practices and in brain training centers in the United States and around the world. BrainRx works with clients of all ages regardless of prior diagnosis, including those with dyslexia, ADHD, traumatic brain injury, autism spectrum disorders, speech and language delays, learning disabilities, and age-related cognitive decline.

Report Objectives

- To summarize both the quantitative and qualitative results of formal research studies conducted on BrainRx methods
- To evaluate the training outcomes for all clients between 2010 and 2018

Data Collection

The results from our training were obtained through the following:

- Pre and post standardized testing of 21,974 clients using the Woodcock-Johnson family of tests
- Neuroimaging with functional magnetic resonance imaging (fMRI) in 4 research studies

- Quantitative testing results in 13 research studies using gold-standard assessments including the Woodcock Johnson III Tests of Cognitive Abilities and Tests of Achievement, Woodcock Johnson IV Tests of Cognitive Abilities, Delis Kaplan Executive Function System (DKEFS), Test of Nonverbal Intelligence (TONI-4), Conners Continuous Performance Test (CPT-3), Dementia Rating Scale (DRS-2), Montreal Cognitive Assessment (MoCA), Learning Skills Rating Scale (LSRS), and Gibson Test of Cognitive Skills
- Survey data of behavioral outcomes in 2 research studies that included Behavior Rating Inventory of Executive Function (BRIEF-A) and Patient Competency Rating Scale (PCRS)
- Qualitative data from intake and exit interviews in 4 research studies
- Qualitative data from graduate exit surveys in 4 research studies





Quantitative Results from *Randomized Controlled Trials*

IQ Score. BrainRx training led to an average *IQ* score gain of 21 points for children and teens with learning struggles, and an average 26-point *IQ* score gain for children and teens with ADHD.

Logic & Reasoning. BrainRx training led to average *logic & reasoning* gains of 28 points for children and teens with learning struggles, and 27 points for children and teens with ADHD.

Working Memory. BrainRx training led to average *working memory* gains of 13 points for children and teens with learning struggles, and 20 points for children and teens with ADHD.

Long-Term Memory. BrainRx training led to average *long-term memory* gains of 28 points for children and teens with learning struggles, and 34 points for children and teens with ADHD.

Processing Speed. BrainRx training led to average *processing speed* gains of 13 points for children and teens with learning struggles, and 16 points for children and teens with ADHD.

Auditory Processing. BrainRx training led to average *auditory processing* gains of 13 points for children and teens with learning struggles, and 15 points for children and teens with ADHD.

Visual Processing. BrainRx training led to average *visual processing* gains of 11 points for children and teens with learning struggles, and 5 points for children and teens with ADHD.

Neuronal Connections. BrainRx training led to significant changes in neuronal connections and global network efficiency measured by fMRI.

Transfer Effects from *Randomized Controlled Trials*

Transfer Effects for Children with ADHD. Children and teens with ADHD reported transfer to improved confidence, cooperative behaviors, and self-discipline.

Transfer Effects for Children with Learning Struggles. Children and teens with learning struggles reported transfer to improved academic skills, self-esteem, relationships, and self-discipline.

Transfer Effects for At-Risk High Schoolers. Training gains transferred to improved attitudes about math for high schoolers who completed a Brainskills program.

Quantitative Results from *Controlled Studies, Quasi-Experimental Studies, and Pilot Trials*

Cognitive Skills. School-aged participants achieved significantly higher gains than the control group on working memory, associative memory, logic & reasoning, processing speed, auditory processing, and Word Attack scores.

Academic Difficulty. Parent ratings of 178 school-aged participants showed that those who completed BrainRx brain training experienced less academic difficulty afterwards, while academic difficulty in the same time period for children in a control group actually increased.

Oppositional Behavior. Parent ratings of 178 school-aged participants showed that those who completed BrainRx brain training experienced less oppositional behavior afterwards, while oppositional behavior in the same time period for children in a control group actually increased.

Traumatic Brain Injury. Soldiers with TBI achieved clinically significant changes in working memory, IQ score, auditory processing, long-term memory, auditory working memory, and logic & reasoning following BrainRx cognitive training; and 10 of the 11 soldiers who completed the study achieved overall recovery.

Transfer Effects from *Controlled Studies, Quasi-Experimental Studies, and Pilot Trials*

Transfer effects for Brain Injury. Adults with brain injury reported transfer to real-life improvements including increased confidence and perseverance, as well as improved attention, memory, affect, motivation, work performance, and outlook on life.

Transfer effects for Seniors. Seniors reported improvements in: mood, work performance, driving, hobbies and sports, problem-solving, anxiety, confidence, hope, outlook, memory, and focus.

Transfer Effects for School-Agers. Parent ratings showed that school age children who completed BrainRx brain training experienced less oppositional behavior afterwards.

Transfer Effects for Mild Cognitive Impairment (MCI). Seniors with varying severity of cognitive impairment who completed BrainRx training reported improved social interactions, marital relationships, restoration of hope, confidence to return to school and work, and decreased depression.

Results from Analyses of Client Outcomes

Cognitive Results. Among all 21,974 clients between 2010 and 2018, the average change in IQ score was 14 points for both children and adults across all programs, with individual program gains ranging from 11 to 17 IQ points following training. The mean cognitive skill gains overall ranged from 9 to 15 points for both children and adults. All changes were statistically significant. The results of each cognitive skill change by age group and program are in the following table:

Table of Cognitive Skill Standard Score Gains by Age Group for Graduates in BrainRx and ReadRx

Skill	BrainRx		ReadRx		Skill Mean
	Children	Adults	Children	Adults	
Auditory Processing	14	13	14	14	13.7
Long-term Memory	15	17	15	15	15.5
Logic & Reasoning	11	10	11	10	10.5
Sustained Attention	12	12	12	14	12.5
Working Memory	10	10	10	11	10.3
Processing Speed	9	8	9	8	8.5
Visual Processing	8	10	11	10	9.8
IQ Score	17	16	14	11	14.5
Program Mean	12	12	12	12	

Reading Results. Among the 9,959 reading program clients between 2010 and 2018, the average gain in reading skills was 3.5 years, with the largest gain of 6.3 years in Sound Awareness following training. All changes were statistically significant.

Cognitive Results by Diagnosis. The average standard score change overall for clients with a pre-existing diagnosis ranged from 10.8 to 11.2 points, with changes in individual skills ranging from 8.3 points to 14.7 points. All changes were statistically significant. The results of each cognitive skill change by diagnostic category are in the following table:

Table of Standard Score Gains by Diagnosis for All Ages

Skill	ADHD	Seniors	TBI	Dyslexia	Autism	LD	Speech	Skill Mean
Auditory Processing	14	13	13	15	14	15	15	14
Long-term Memory	15	16	17	14	13	15	13	15
Logic & Reasoning	11	10	10	12	11	11	11	11
Sustained Attention	12	7	10	11	10	10	10	10
Working Memory	10	9	11	9	11	10	10	10
Processing Speed	9	6	10	8	10	9	9	9
Visual Processing	8	9	9	8	8	8	8	8
IQ Score	14	16	11	13	10	11	10	12
Diagnosis Mean	12	11	11	11	11	11	11	

Retention. Follow-up testing of 516 clients one year after training showed that retention rates ranged from 96% to 99% in all cognitive areas, including IQ score, logic & reasoning, memory, and auditory processing.

Conclusion

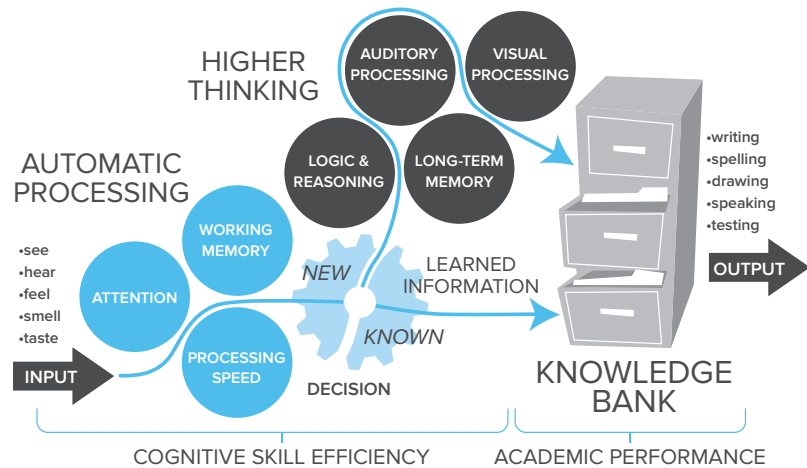
BrainRx training outcomes are consistent across research study designs and subgroups. Analyses of client outcomes reveal similar trends in statistically significant changes from pretest to post-tests across age groups and diagnostic categories. A convergence of evidence points to program efficacy, improved cognition, and transfer to real-life improvements.

THE SCIENCE BEHIND BRAINRX ONE-ON-ONE BRAIN TRAINING

The Learning Model is grounded in the Cattell-Horn-Carroll (CHC) theory of intelligence, which describes thinking as a set of seven broad abilities: comprehension knowledge, long-term retrieval, visual-spatial thinking, auditory processing, fluid reasoning, processing speed, and short-term memory.

According to the Learning Model, an individual takes information in through the senses (input) that must be recognized and analyzed by the active processing system (working memory, processing speed, attention). This executive control system determines which information is unimportant, easily handled, or requires thinking. Unimportant information is discarded from working memory. If the input contains important information about data that have already been stored in the knowledge bank, it is quickly retrieved and converted to output, such as speaking or writing.

If the information has not been previously stored, higher thinking processes must then occur. Reasoning, auditory processing, and visual processing must be used to solve the problem or complete the task. If the task is practiced often enough, however, the information is stored in the knowledge bank, which will decrease the time between input to output. This occurs because the higher thinking processes can then be bypassed.



SEVEN KEY COGNITIVE SKILLS

- **Attention:** Focus over time, despite distraction, or while multitasking
- **Processing Speed:** Think and perform tasks quickly and accurately
- **Working Memory:** Hold on to and use information during the learning process
- **Auditory Processing:** Distinguish, blend, and segment sounds accurately
- **Visual Processing:** Create and picture mental images while thinking or reading
- **Logic & Reasoning:** Reason, form ideas, and solve problems
- **Long-Term Memory:** Efficiently recall facts and stored information

BRAINRX COGNITIVE TRAINING

BrainRx cognitive training programs target and remediate seven primary cognitive skills and multiple sub-skills through repeated engagement in game-like mental tasks delivered one-on-one by a clinician or cognitive trainer. The tasks emphasize visual or auditory processes that require attention and reasoning throughout each 60- to 90-minute training period. Using a synergistic “drill for skill” and metacognitive approach to developing cognitive skills, the program incorporates varying levels of intensity, hierarchical sequencing of tasks, multiple-task loading, and instant feedback from the clinician or trainer. Training sessions are focused, demanding, intense, and tightly controlled by the clinician or trainer to push students to just above their current cognitive skill levels. Deliberate distractions are built in to the sessions to tax the brain’s capacity for sorting and evaluating the importance of incoming information. This ability to correctly handle distracting information and interruptions is the foundation for focus and attention skills.

THE SEVEN KEY INGREDIENTS OF EFFECTIVE BRAIN TRAINING



Brain training must be practiced. Because brain training builds skills, it can’t be taught in the classroom. It must be practiced, like learning to play tennis or the piano.



Brain training that gets the best results is done one-on-one with a personal trainer. Teaming with an experienced trainer provides accountability, motivation, and—ultimately—life changing results.



Brain training exercises need to be intense, requiring concentrated repetitions in order to train skills quickly.



Brain training exercises need to be targeted in order to address specific weak cognitive skills.



Brain training exercises need to be done in a particular sequence. Small challenging steps don’t overwhelm the client, but allow the trainer to continually challenge the client incrementally and keep them engaged in the training.

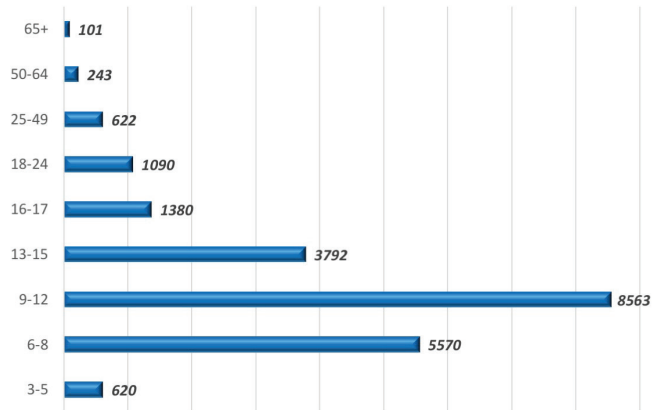


Brain training exercises must be progressively loaded. Loading incorporates multitasking and is a fast-track way to take a new skill and make it a more automatic skill.



Brain training, to be effective, requires immediate, accurate feedback. Instant, effective reinforcement and adjustments keep training focused and intense.

PROFILE OF CLIENTS



Clients with a Prior Diagnosis

Attention Deficit Hyperactivity Disorder (ADHD)	29%
Dyslexia	11%
Learning Disability	11%
Speech/Language Delay	10%
Autism Spectrum Disorder	5%
Traumatic Brain Injury	2%
Age-Related Memory Loss	1%

Client Gender

Male	59.8%
Female	40.2%





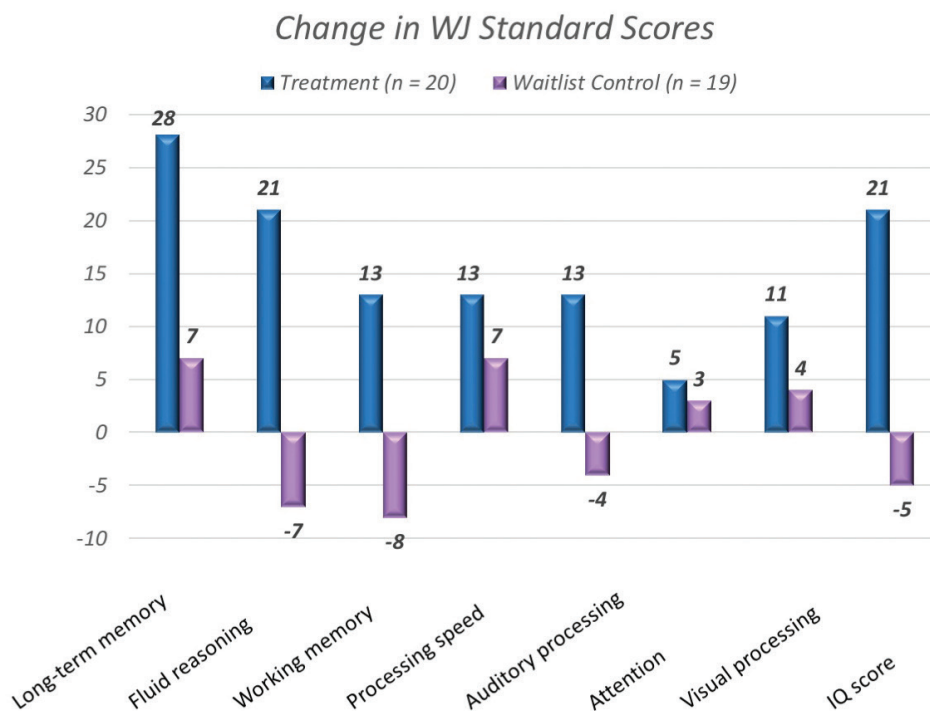
BrainRx Research

Children Ages 8–14 Learning struggles

Published in
*Applied Cognitive
Psychology*

Cognitive Training Effects in Children Ages 8–14: A Randomized Controlled Trial

- BrainRx improves cognitive skills and IQ score for children and adolescents with learning struggles.
- Randomized controlled trial led by Dick Carpenter, PhD of University of Colorado–Colorado Springs and Christina Ledbetter, PhD of LSU Health Science Center compared the effects of 60 hours of BrainRx cognitive training to a waitlist control group using the Woodcock-Johnson III Tests of Cognitive Abilities and the NIH Toolbox Cognition Battery (attention only).
- IQ score of BrainRx group increased by 21 points.
- BrainRx group outperformed the control group on all measures. Differences were statistically significant except for the attention measure.



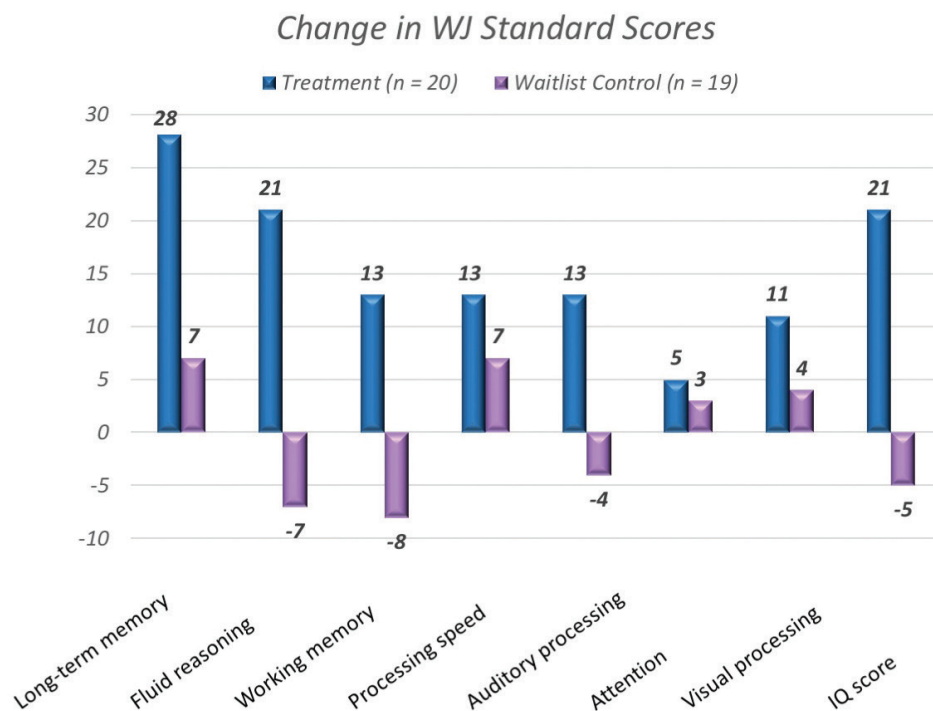
Source: Carpenter, D., Ledbetter, C., & Moore, A.L. (2016). LearningRx cognitive training effects in children ages 8–14: A randomized controlled trial. *Applied Cognitive Psychology*, 30(5), 815–826. doi: 10.1002/acp.3257. Available at <http://onlinelibrary.wiley.com/doi/10.1002/acp.3257/epdf>

Children Ages 8–14 ADHD

Published in
*Neuropsychiatric
Disease and
Treatment*

Clinician-Delivered Cognitive Training for Children with Attention Problems: Effects on Cognition and Behavior from the ThinkRx Randomized Controlled Trial

- BrainRx improves cognitive skills, IQ score, and cooperative behavior for children and adolescents with ADHD and attention problems
- Randomized controlled trial led by Dick Carpenter, PhD of University of Colorado-Colorado Springs and Christina Ledbetter, PhD of LSU Health Science Center compared the effects of 60 hours of BrainRx cognitive training to a treatment-as-usual control group
- Results showed statistically significant differences between groups on 5 outcome measures
- IQ score of BrainRx group increased by 26 points
- All BrainRx group members obtained clinically significant change indicating overall recovery
- BrainRx group reported transfer to improved confidence, cooperative behaviors, and self-discipline



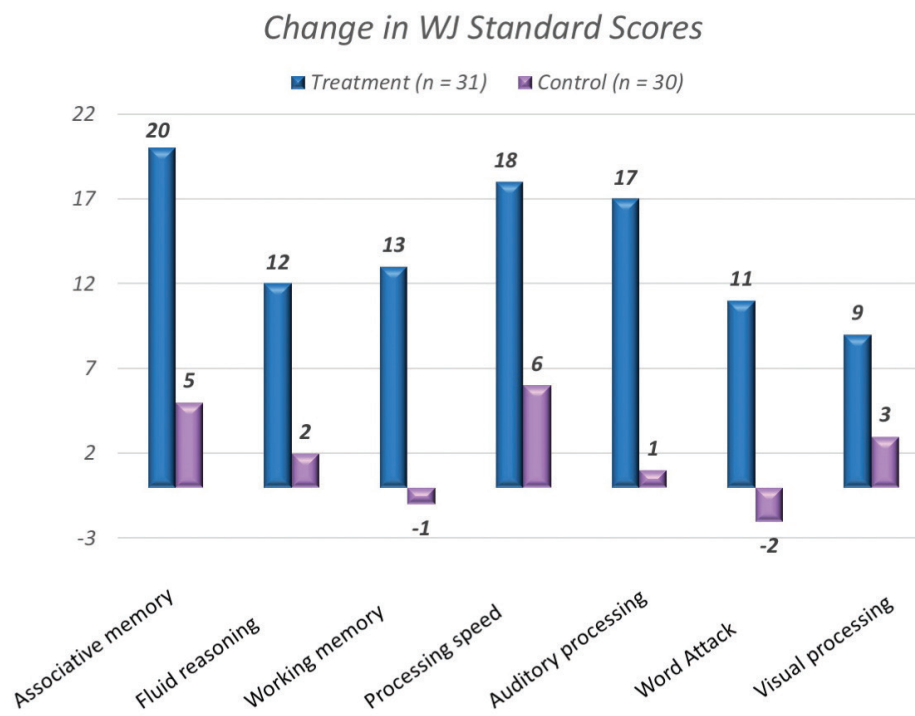
Source: Moore, A.L., Carpenter, D.M., Ledbetter, C., & Miller, T.M. (2018). Clinician-delivered cognitive training for children with attention problems: Transfer effects on cognitive and behavior from the ThinkRx randomized controlled trial. *Neuropsychiatric Disease and Treatment*, 14, 1671–1683. doi: 10.2147/NDT.S165418 Retrieved from <https://www.ncbi.nlm.nih.gov/pmc/articles/PMC6027847/>

Training the Brain to Learn: Beyond Vision Therapy

Children Ages 6–18
Learning struggles

- BrainRx improves cognitive skills and basic reading skills for children and adolescents with learning struggles.
- Controlled trial led by Dick Carpenter, PhD of University of Colorado-Colorado Springs
- Compared the effects of 24 weeks of BrainRx/ReadRx cognitive training to a propensity-matched control group as measured by the Woodcock-Johnson III.
- The BrainRx group outperformed the control group on all 7 measures. Differences were statistically significant except for visual processing.

Published in *Vision Development & Rehabilitation*

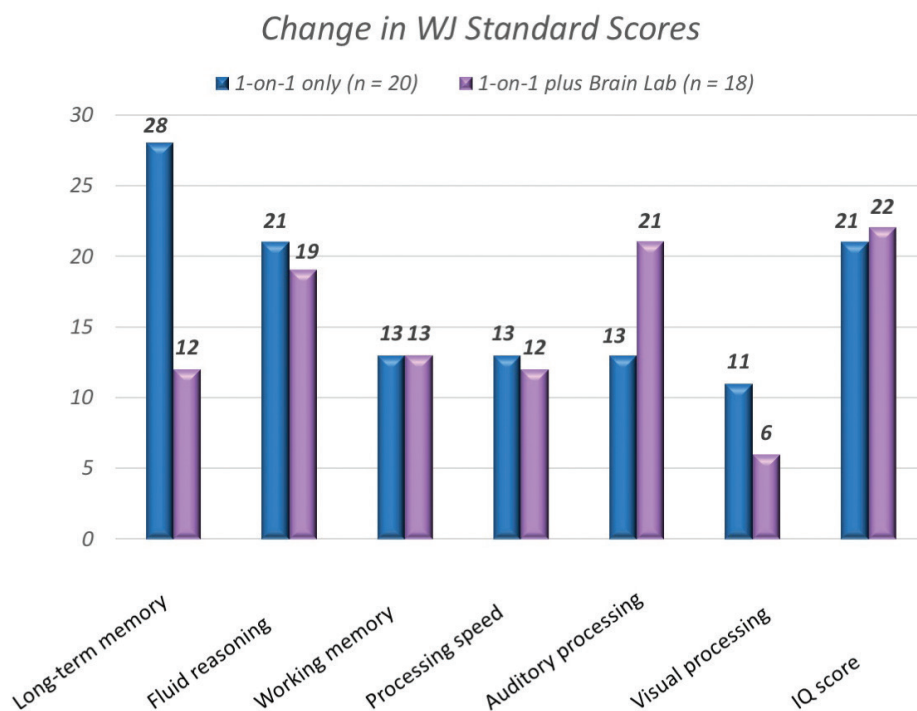


Children Ages 8–14 Learning struggles

Published in
*Journal of Cognitive
Enhancement*

Comparing Two Methods of Delivering ThinkRx Cognitive Training to Children Ages 8–14: A Randomized Controlled Trial of Equivalency

- BrainRx improves cognitive skills and IQ score for children and adolescents with learning struggles
- Randomized controlled trial led by Dick Carpenter, PhD of University of Colorado-Colorado Springs and Christina Ledbetter, PhD of LSU Health Science Center compared delivery of 60 training hours solely by a clinician versus 50% delivered by a clinician and the other 50% through digital exercises in a supervised computer lab.
- Delivery method differences were not statistically significant except for long-term memory.
- Both groups reported transfer to improved academic skills, self-esteem, relationships, and self-discipline.



Source: Moore, A.L., Carpenter, D.M., Miller, T.M., & Ledbetter, C. (2018). Comparing Two Methods of Delivering ThinkRx Cognitive Training to Children Ages 8–14: A Randomized Controlled Trial of Equivalency. *Journal of Cognitive Enhancement*. (Online first version). doi.org/10.1007/s41465-018-0094-z Retrieved from <https://link.springer.com/article/10.1007/s41465-018-0094-z>

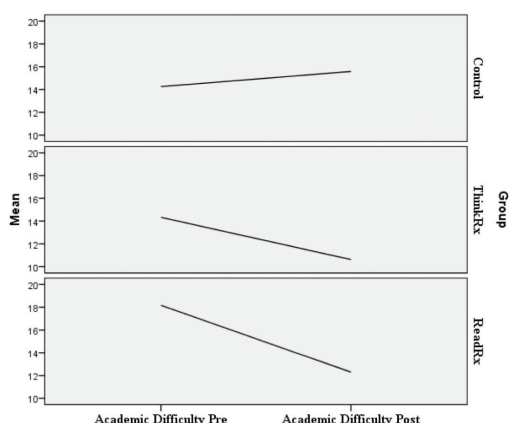
Cognitive Training for Children & Adolescents Ages 5–18: Effects on Academic Skills, Behavior, & Cognition

Children Ages 5–18
Learning struggles

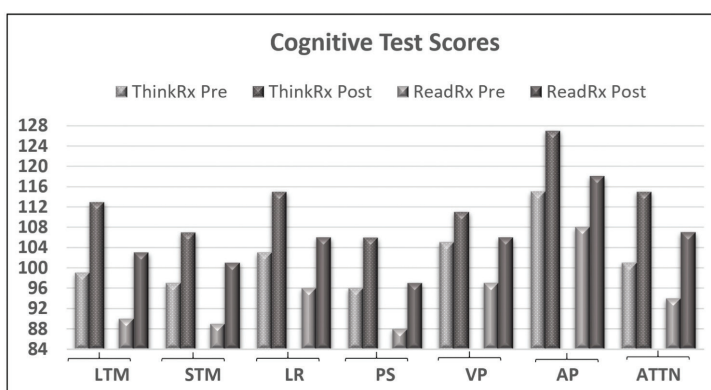
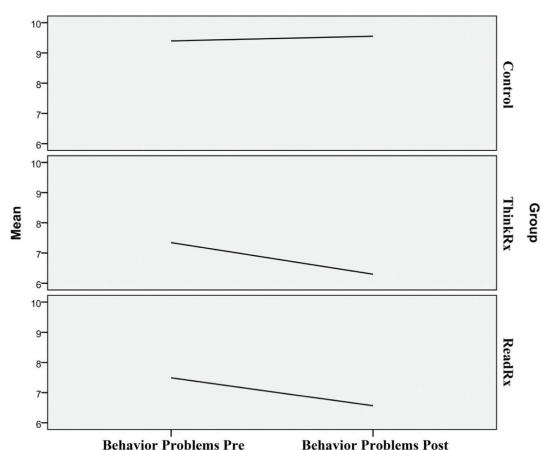
Published in *Frontiers in Education*

- BrainRx improves parent-reported academic struggles and oppositional behavior for children and adolescents.
- Controlled trial led by Edward Jedlicka, PhD of Lakeland University compared changes in parent-reported academic difficulty and oppositional behavior between a BrainRx group (n = 67), a ReadRx group (n = 53), and a no-contact control group (n = 58) using the Learning Skills Rating Scale.
- Both BrainRx groups outperformed the control group on reduction in parent-reported academic difficulty and oppositional behavior ratings; and had significantly improved cognitive skills as well.

Change in Academic Difficulty



Change in Oppositional Behavior



Note. Standard scores on the Woodcock Johnson III – Tests of Cognitive Abilities. Abbreviations: LTM = long-term memory, STM = short-term memory, LR = logic and reasoning, PS = processing speed, VP = visual processing, AP = auditory processing, ATTN = attention

Source: Jedlicka, E. (2017). LearningRx cognitive training for children and adolescents ages 5–18: Effects on academic skills, behavior, and cognition. *Frontiers in Education*, 2(62). doi: 10.3389/feeduc.2017.00062 <https://www.frontiersin.org/articles/10.3389/feeduc.2017.00062/full>

Adults Over Age 50
Memory

Published in
*Psychology and
Neuroscience*

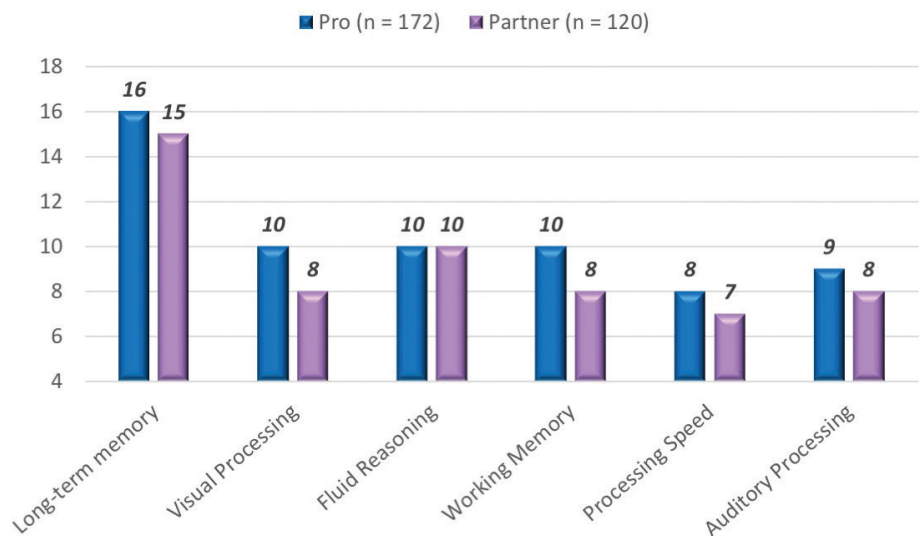
ThinkRx Cognitive Training for Adults over Age 50: Clinician Caregiver Partners in Delivery as Effective as Clinician-Only Delivery

- BrainRx improved cognition and life skills for adults over age 50 with memory and attention complaints
- Two-group study led by Dick Carpenter, PhD of UCCS and Amy Lawson Moore, PhD of Gibson Institute of Cognitive Research to compare the cognitive and transfer effects from two methods of delivering 78 hours of BrainRx to adults ages 50–95 with subjective memory and attention problems (n = 292): clinician-only delivery versus a combination of clinician/home partner delivery.
- Participants in both BrainRx groups improved significantly on all six measures and reported transfer to real-life improvements. Differences between methods of delivery were small, but clinician-only delivery overall led to greater cognitive gains.

Improvements Reported on Exit Surveys

- Mood
- Memory
- Focus and attention
- Work performance
- Hobbies and sports
- Driving
- Problem-solving
- Multi-tasking
- Processing speed
- Less anxiety
- Confidence and hope
- Outlook

Change in WJ Standard Scores



Source: Moore, A.L., Carpenter, D.M., Miller, T.M., & Ledbetter, C., (2019). ThinkRx Cognitive Training for Adults over Age 50: Clinician-Caregiver Partners in Delivery as Effective as Clinician-Only Delivery. *Psychology and Neuroscience*. doi: 10.1037/pne0000162

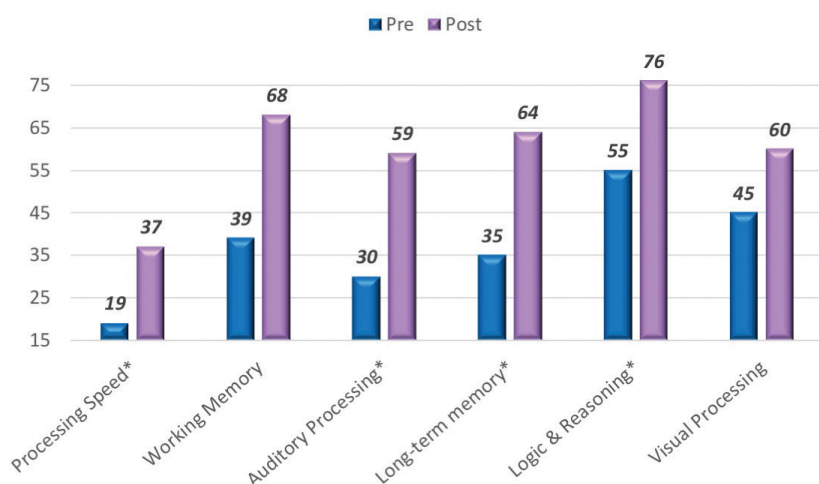
Cognitive Effects of ThinkRx Cognitive Rehabilitation Training for Eleven Soldiers with Brain Injury: A Retrospective Chart Review

Adults Ages 25–46
Traumatic Brain Injury

Published in *Frontiers in Psychology*

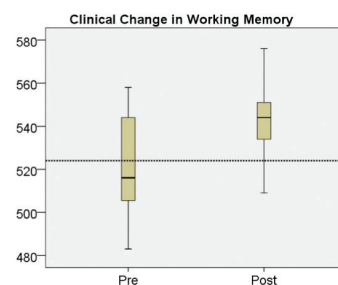
- BrainRx improved cognition and life skills for soldiers recovering from brain injury
- Pilot study led by Christina Ledbetter, PhD of LSU examining outcomes from 80 hours of BrainRx supplemented with Brainskills for eleven soldiers in a warrior transition unit
- 10 of 11 soldiers achieved overall recovery based on clinically-significant changes in general intellectual ability which increased an average of 13 points
- Soldiers reported transfer to real-life improvements including increased confidence and perseverance, improved attention, and improved memory.
- Soldiers also reported returning to school and work and a higher tolerance for frustration

Pre & Post Percentiles on WJ III

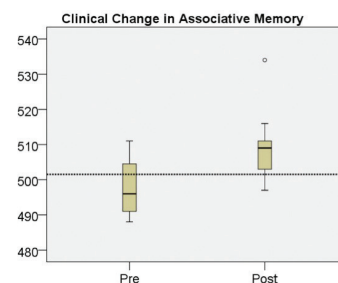


* Significant at $p < .007$

Clinical Change in Working Memory



Clinical Change in Associative Memory



Source: Ledbetter, C., Moore, A.L., Mitchell, T. (2017). Cognitive effects of ThinkRx cognitive rehabilitation training for eleven soldiers with brain injury: A retrospective chart review. *Frontiers in Psychology*, 8(825). doi: 10.3389/fpsyg.2017.00825 <http://journal.frontiersin.org/article/10.3389/fpsyg.2017.00825/full>

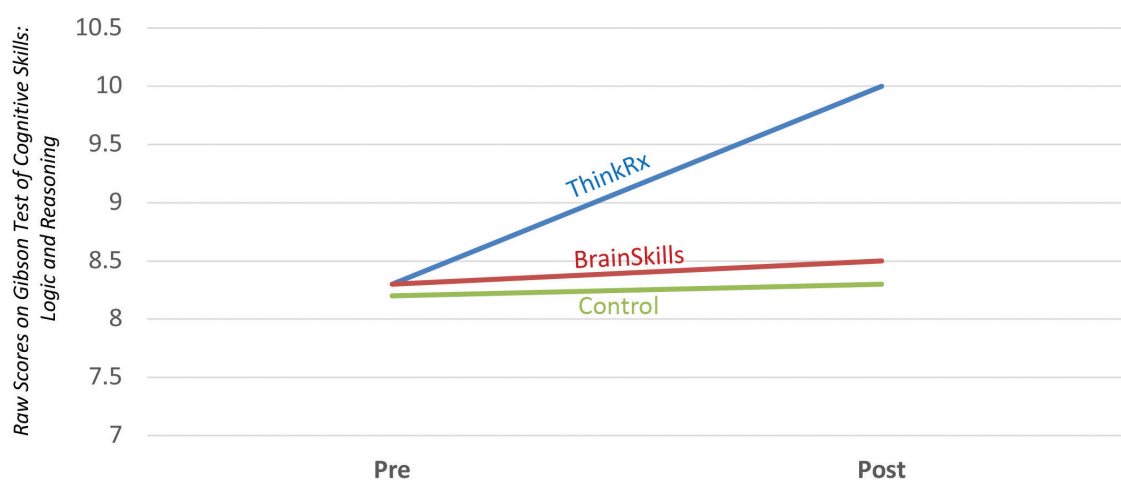
At-Risk High School Students

Published in *Journal of Experimental Education*

The Efficacy of Cognitive Training: Modality and Transfer Effects

- BrainRx improves memory and reasoning skills in at-risk high school students
- Three million dollar NSF-funded randomized controlled trial led by Oliver Hill, PhD of Virginia State University compared outcomes on tests of memory, reasoning, and math attitudes between BrainRx one-on-one training, Brainskills (digital ThinkRx program), and homework assistance for 225 at-risk high school students
- Significant differences between groups were found on measures of fluid reasoning and long-term memory
- Training gains transferred to improved attitudes about math for the Brainskills group

Change in Fluid Reasoning Scores



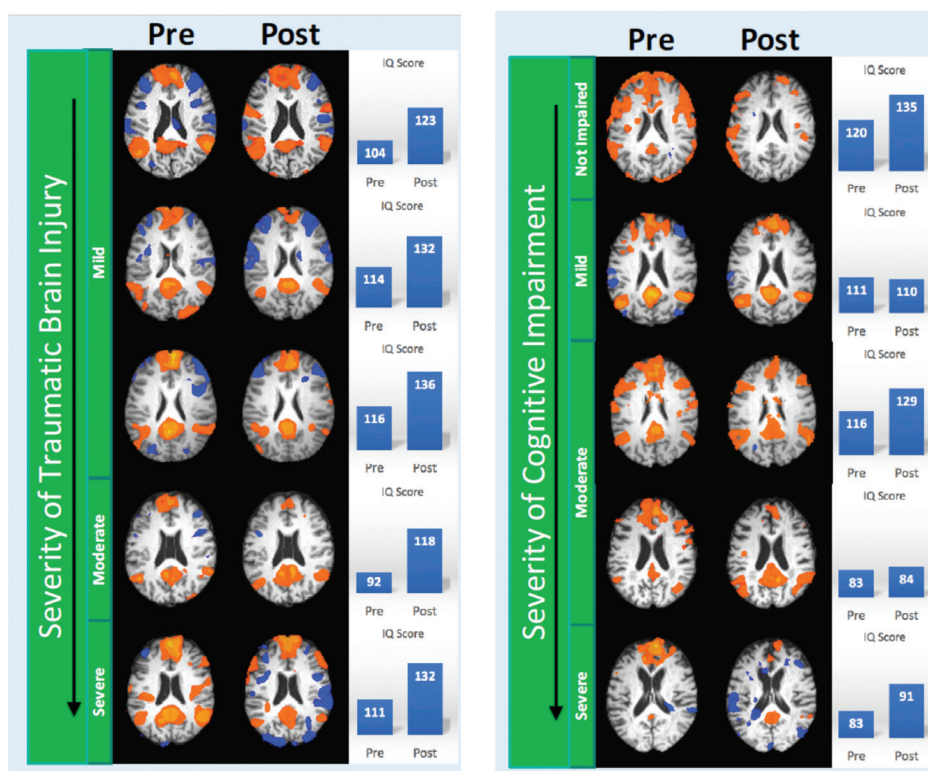
Neuroimaging Outcomes of a Cognitive Rehabilitation Training Program

TBI & MCI
Ages 15–Adult

Published in *Journal of Neuroimaging*

- Changes in the Default Mode Network of the brain can be seen on functional Magnetic Resonance Imaging for clients with Traumatic Brain Injury following training with BrainRx.
- In a multiple case study design led by neuroscientist Christina Ledbetter, PhD of LSU, 10 participants with varying levels of injury and impairment were imaged before and after 90 hours of BrainRx cognitive training.
- Normalization of the Default Mode Network was most evident in severe TBI. Significant training induced changes were noted in the mild TBI group as well.

Training-Induced Functional Connectivity for TBI & MCI



Source: Ledbetter, C., & Moore, A. (2018). Neuroimaging outcomes of a cognitive rehabilitation training program. *Journal of Neuroimaging*, 28(2), 225–233. doi: 10.1111/jon.12507 https://www.gibsonresearchinstitute.org/wp-content/uploads/2018/03/Neuroimaging-Outcomes-of-a-Cognitive-Rehabilitation-Training-Program_-J-of-Neuroimaging-excerpt.pdf

Assessment Child and Adult

Published in
*Psychology Research
and Behavior
Management*

Reliability and Validity of the Revised Gibson Test of Cognitive Skills, A Computer-Based Test Battery for Assessing Cognition across the Lifespan

- The Gibson Test of Cognitive Skills (Version 2) is correlated with the Woodcock Johnson III as a valid and reliable method for assessing cognitive skills in children and adults
- Using a nationwide sample of 2,737 people ages 5 to 85, Amy Lawson Moore, PhD and Terissa Miller, MS Psy of Gibson Institute examined evidence of validity and reliability of the Gibson Test in measuring short-term memory, long-term memory, processing speed, logic and reasoning, visual processing, auditory processing, and Word Attack skills.
- Strong evidence of reliability included test-retest reliability coefficients ranging from .69–.91 and split-half reliability coefficients ranging from .87 to .91. Strong evidence of validity included concurrent validity with the Woodcock Johnson III with coefficients ranging from .53 to .93.
- Compared to 7 major digital cognitive tests, the GT is the only one that measures auditory processing (including blending, segmenting, and dropping) and Word Attack skills. It has the second largest normative database among the available digital cognitive tests, and the largest one that includes children.

Comparison to Seven Major Digital Cognitive Tests

Digital Cognitive Test	STM	LTM	VP	PS	LR	AP	WA	Normal Sample	Norm Group Ages
Gibson Test of Cognitive Skills -V2	X	X	X	X	X	X	X	2,737	5–85
NeuroTrax	X	X	X	X	X			1,569	8–120
MicroCog	X		X	X	X			810	18–89
ImPACT	X			X				931	13–college
CNS Vital Signs	X	X	X	X				1,069	7–90
Computer-Administered Neuropsychological Screen (CANS-MCI)	X			X				310	51–93
Automated Neuropsychological Assessment Metrics (ANAM)	X	X	X	X	X			107,801	17–65
Cambridge Neuropsychological Test Automated Battery (CANTAB)	X		X	X	X			2,000	4–90

Source: Moore, A.L., & Miller, T. (2018). Reliability and validity of the revised Gibson Test of Cognitive Skills, a computer-based test battery for assessing cognition across the lifespan. *Psychology Research and Behavior Management*, 11, 25–35. doi:10.2147/PRBM.S152781 <https://www.ncbi.nlm.nih.gov/pmc/articles/PMC5813948/> video abstract: <https://youtu.be/qFMois2UyCY>

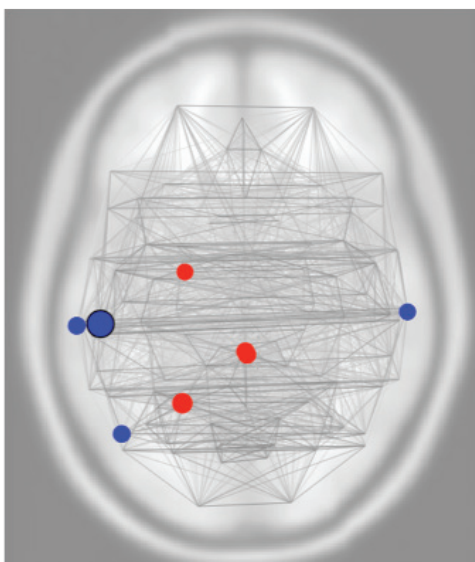
MRI Study: Correlation of Cognitive Training Gains and Resting State Functional Connectivity

High School
Students At-Risk

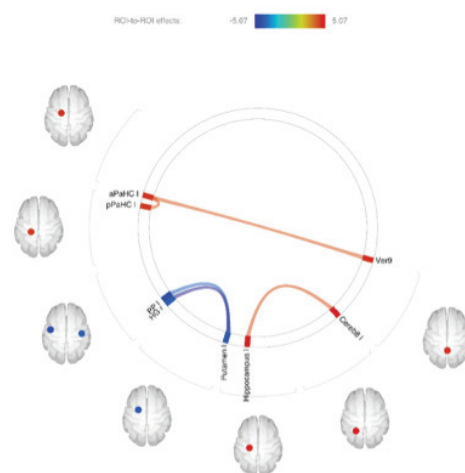
Presented at Society
for Neuroscience

- BrainRx training changed *overall global efficiency* of the brain and *increased functional connectivity* between regions of the brain
- As part of a larger randomized controlled trial by Hill, Serpell, and Faison (2016), neuroscientist Christina Ledbetter, PhD of LSU conducted pre and post-training resting state fMRI studies on 30 of the 225 participating high school students.
- BrainRx training changed *overall global efficiency*, a measure of information exchange, for areas associated with visual processing, auditory processing, contextual associations, the default mode network, and the cerebellum
- BrainRx training induced changes in functional connectivity, a measure of the relationship between anatomically distinct regions, for areas associated with *auditory processing, contextual associations, and memory*
- For all 7 cognitive skills measured, changes in resting state functional connections correlated with changes in performance on the tests for the treatment group

*Training-Induced Global Efficiency
Treatment vs Control*



*Training-Induced Functional Connectivity
Treatment vs Control*



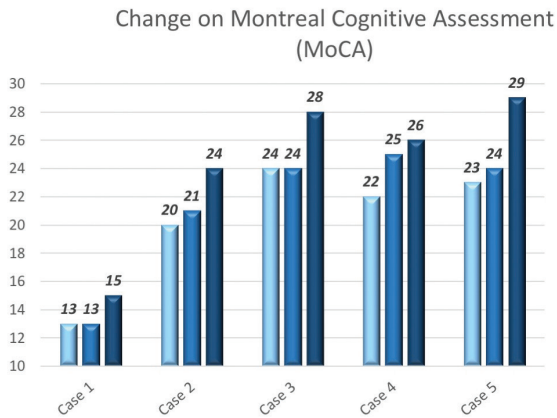
Source: Ledbetter, C., Faison, M., Hill, O., & Patterson, J. (2016). *Correlation of Cognitive Training Gains and Resting State Functional Connectivity*. Presented at Society for Neuroscience, San Diego, CA, November 12, 2016. https://www.gibsonresearchinstitute.org/wp-content/uploads/2016/11/SFNposters_CLedbetter.pdf

Seniors
Cognitive Impairment

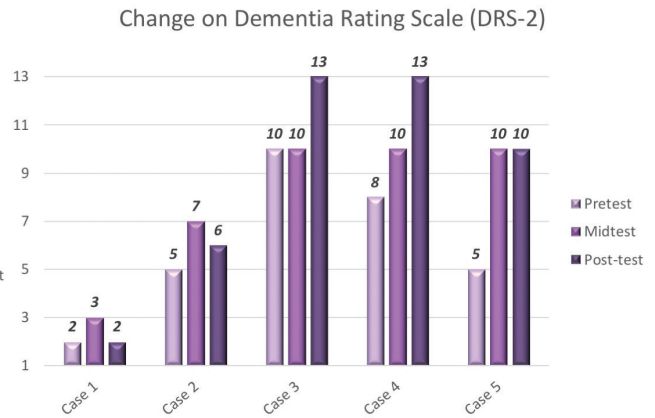
Presented at *American Psychological Association*

MRI and Neuropsychological Outcomes following a Functional Medicine Intervention with Cognitive Training in Mild Cognitive Impairment (MCI): A Multiple Case Study

- A multidisciplinary intervention with cognitive training increased cognitive test scores and improved quality of life for participants in this research study
- In a multiple case study design led by Randolph James, MD of True Life Medicine and neuroscientist Christina Ledbetter, PhD of LSU, five senior clients with various levels of cognitive decline completed 90 hours of cognitive training coupled with a functional medicine protocol including a Paleo diet, aerobic exercise, sleep optimization, stress management, and nutritional supplementation.
- In all five cases, improvement in both cognitive and life skills was achieved. Four of the five cases were no longer classified as MCI by the Montreal Cognitive Assessment (MoCA) at post-testing.. The cutoff for MCI is 23.
- Functional MRI showed participants exhibited modest training-induced changes in neural connectivity. Normalization of the Default Mode Network (DMN) was evident along with the appearance of anti-correlations and decreased hyperconnectivity.



Score range: 0–30
 26+ normal
 18–25 mild
 10–17 moderate
 <10 severe



Score range: 2–18
 2–3 Severe
 4–5 Moderate
 6–8 Mild
 9–18 Non-clinical

Source: Moore, A.L., James, R., Carpenter, D., Miller, T., & Ledbetter, C. (2018). *MRI and Neuropsychological Outcomes following a Functional Medicine Intervention with Cognitive Training in Mild Cognitive Impairment (MCI): A Multiple Case Study*. Presented at American Psychological Association Annual Convention, August 2018, San Francisco, CA. Link to poster

MRI, qEEG, & Neuropsychological Outcomes following Cognitive Rehabilitation Training for Severe Traumatic Brain Injury: A Clinical Case Study.

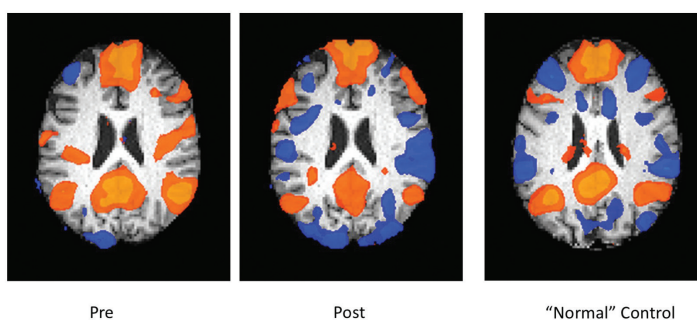
Adult
Severe TBI

Presented at *Brain Injury Summit*

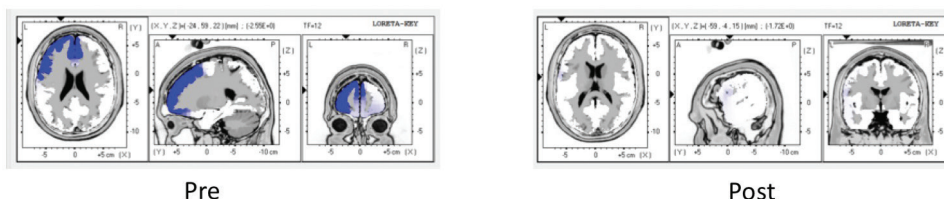
- Changes in the Default Mode Network after BrainRx cognitive training can be seen on functional MRI.
- In a clinical case study of a participant who suffered a severe TBI 8 years prior, Christina Ledbetter, PhD of LSU and Amy Lawson Moore, PhD of Gibson Institute examined changes in neural connectivity using fMRI and qEEG as well as changes on standard neuropsychological tests following 60 hours of BrainRx brain training.
- The largest cognitive gains were noted on processing speed and working memory, along with a 21-point increase in IQ score from 111 to 132. Participant returned to his former high level STEM career field, was able to stop taking Aricept for memory, and reported improved motivation and outlook on life.
- Post-training MRI showed normalization of connectivity in the Default Mode Network with restoration of anticorrelations in attention and visual areas. Post-training qEEG showed normalization of left frontal activity consistent with improvements in mood, depression, and memory.

MRI Results

fMRI Results



qEEG Results



Source: Moore, A.L., & Ledbetter, C. (2018). *MRI, qEEG, & neuropsychological outcomes following cognitive rehabilitation training for severe traumatic brain injury: A clinical case study.* Presented at Brain Injury Summit, Jan 2018, Vail, CO.

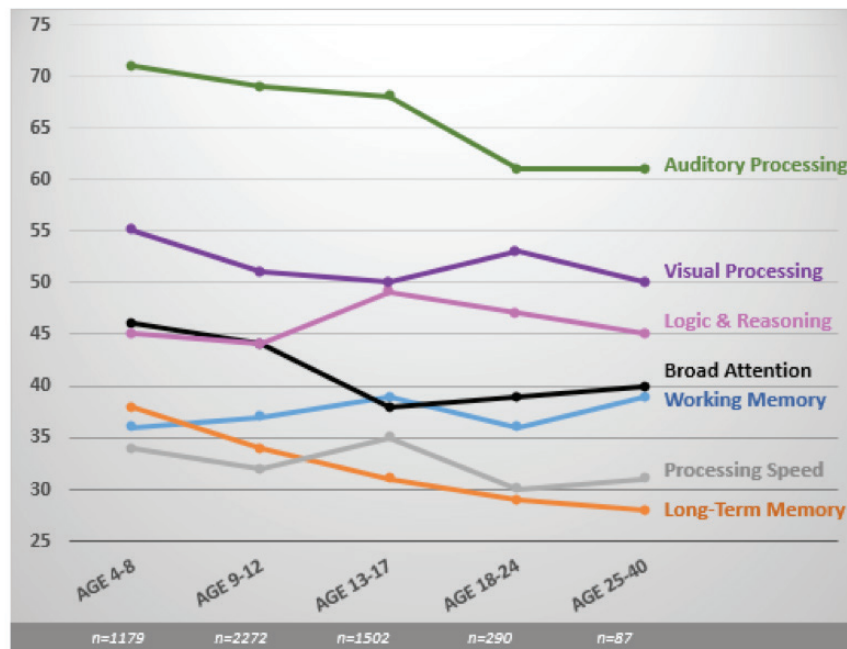
Children & Adults ADHD

Presented
at American
Psychological
Association

Beyond Attention: Memory and Processing Speed Deficits Dominate Cognitive Profiles in ADHD Across the Lifespan.

- Attention was not the weakest cognitive skill among more than 5,000 children and adults with ADHD.
- In a cross-sectional study and chart review of clients from 79 learning centers between 2010 and 2015, Christina Ledbetter, PhD of LSU and Amy Lawson Moore, PhD of Gibson Institute collected scores on the Woodcock Johnson III - Tests of Cognitive Abilities (WJ III) administered to children and adults previously diagnosed with ADHD (n = 5,416).
- Across the lifespan, the greatest cognitive deficits in clients with ADHD were working memory, long-term memory, and processing speed.
- Sustained attention was the fourth weakest out of seven skills measured. The strongest skills were auditory and visual processing.

Trajectory of Cognitive Skills Percentiles from Age 4 to 40 in ADHD



Source: Moore, A.L., & Ledbetter, C. (2017). *Beyond Attention: Memory and Processing Speed Deficits Dominate Cognitive Profiles in ADHD Across the Lifespan*. Presented at American Psychological Association Annual Convention, August 2017, Washington, D.C. https://www.gibsonresearchinstitute.org/wp-content/uploads/2017/08/2017APA_Ledbetter-Moore-poster.pdf

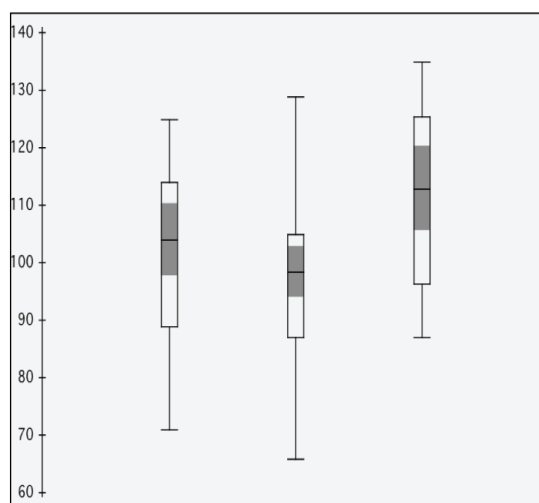
BrainRx Training and IQ Gains: A Double Baseline Study

Children IQ Results

I Technical Report

- Clients who declined cognitively after their initial diagnosis while waiting to begin training improved after completing training.
- In a double baseline study with participants serving as their own controls, Amy Lawson Moore, PhD of Gibson Institute of Cognitive Research and distinguished research scientist Howard Wainer, PhD collected diagnostic baseline IQ test results, pretraining IQ test results, and post-training IQ test results from 40 graduates to identify trends within participants.
- After diagnosis, while waiting to begin training, there was a slight decline in average IQ score from 102 to 96. After training, the lost points were regained and additional significant gains were noted, averaging 112 at post-testing.

*IQ Change from Diagnosis to Pretesting
to Post-Testing*



BrainRx Bibliography

Published Research

Moore, A.L., Carpenter, D.M., Miller, T.M., & Ledbetter, C., (2019). ThinkRx Cognitive Training for Adults over Age 50: Clinician-Caregiver Partners in Delivery as Effective as Clinician-Only Delivery. *Psychology and Neuroscience*. doi: 10.1037/pne0000162

Moore, A.L., Carpenter, D.M., Miller, T.M., & Ledbetter, C. (2018). Comparing Two Methods of Delivering ThinkRx Cognitive Training to Children Ages 8–14: A Randomized Controlled Trial of Equivalency. *Journal of Cognitive Enhancement*. (Online first version). doi.org/10.1007/s41465-018-0094-z
Available at <https://link.springer.com/article/10.1007/s41465-018-0094-z>

Moore, A.L., Carpenter, D.M., Ledbetter, C., & Miller, T.M. (2018). Clinician-delivered cognitive training for children with attention problems: Transfer effects on cognitive and behavior from the ThinkRx randomized controlled trial. *Neuropsychiatric Disease and Treatment*, 14, 1671–1683. doi: 10.2147/NDT.S165418
Available at <https://www.ncbi.nlm.nih.gov/pmc/articles/PMC6027847/>

Ledbetter, C., & Moore, A. (2018). Neuroimaging outcomes of a cognitive rehabilitation training program. *Journal of Neuroimaging*, 28(2), 225–233. doi: 10.1111/jon.12507
Available at https://www.gibsonresearchinstitute.org/wp-content/uploads/2018/03/Neuroimaging-Outcomes-for-TBI-and-MCI_J-of-Neuroimaging.pdf

Moore, A.L., & Miller, T. (2018). Reliability and validity of the revised Gibson Test of Cognitive Skills, a computer-based test battery for assessing cognition across the lifespan. *Psychology Research and Behavior Management*, 11, 25–35. doi:10.2147/PRBM.S152781
Available at <https://www.ncbi.nlm.nih.gov/pmc/articles/PMC5813948/>

Jedlicka, E. (2017). LearningRx cognitive training for children and adolescents ages 5–18: Effects on academic skills, behavior, and cognition. *Frontiers in Education*, 2(62). doi: 10.3389/feduc.2017.00062
Available at <https://www.frontiersin.org/articles/10.3389/feduc.2017.00062/full>

Ledbetter, C., Moore, A.L., Mitchell, T. (2017). Cognitive effects of ThinkRx cognitive rehabilitation training for eleven soldiers with brain injury: A retrospective chart review. *Frontiers in Psychology*, 8(825). doi: 10.3389/fpsyg.2017.00825

Available at <http://journal.frontiersin.org/article/10.3389/fpsyg.2017.00825/full>

Carpenter, D., Ledbetter, C., & Moore, A.L. (2016). LearningRx cognitive training effects in children Ages 8–14: A randomized controlled trial. *Applied Cognitive Psychology*, 30(5), 815–826. doi: 10.1002/acp.3257
Available at <http://onlinelibrary.wiley.com/doi/10.1002/acp.3257/epdf>

Hill, O.W., Serpell, Z., & Faison, O. (2016). The efficacy of the LearningRx cognitive training program: Modality and transfer effects. *Journal of Experimental Education: Learning, Instruction, and Cognition*, 84(3), 600–620. doi: 10.1080/00220973.2015.1065218.
Available at <http://dx.doi.org/10.1080/00220973.2015.1065218>

Gibson, K., Carpenter, D.M., Moore, A.L., & Mitchell, T. (2015). Training the brain to learn: Beyond vision therapy. *Vision Development and Rehabilitation*, 1(2), 120–129. Available at <http://www.covd.org/?page=VDR>

Conference Presentations

Moore, A.L., Ledbetter, C., & Carpenter, D. (2018). *Neuropsychological assessment outcomes following cognitive rehabilitation training for children and adults with traumatic brain injury*. Presented at Society for Neuroscience, November 2018, San Diego, CA. https://www.gibsonresearchinstitute.org/wp-content/uploads/2019/01/2018-SFN_MooreLedbetter-pdf-version.pdf

Moore, A.L., James, R., Carpenter, D., Miller, T., & Ledbetter, C. (2018). *MRI and Neuropsychological Outcomes following a Functional Medicine Intervention with Cognitive Training in Mild Cognitive Impairment (MCI): A Multiple Case Study*. Presentation at American Psychological Association Annual Convention, August 2018, San Francisco, CA. https://www.gibsonresearchinstitute.org/wp-content/uploads/2018/08/2018-APA_Poster_Moore-et-al.pdf

Moore, A.L., & Ledbetter, C. (2018). *MRI, qEEG, & neuropsychological outcomes following cognitive rehabilitation training for severe traumatic brain injury: A clinical case study*. Presentation at Brain Injury Summit, Jan 2018, Vail, CO. https://www.gibsonresearchinstitute.org/wp-content/uploads/2018/01/2018-TBI-Summit-Presentation_MooreLedbetter_web.pdf

Moore, A.L., Ledbetter, C., & Carpenter, D. (2017). MRI and neuropsychological outcomes following cognitive rehabilitation training in traumatic brain injury: A Multiple case study. Presented at Society for Neuroscience, November 2017, Washington, DC.
https://www.gibsonresearchinstitute.org/wp-content/uploads/2017/11/2017-SFN_MooreLedbetterCarpenter.pdf

Moore, A.L., & Ledbetter, C. (2017). *Beyond Attention: Memory and Processing Speed Deficits Dominate Cognitive Profiles in ADHD Across the Lifespan*. Presented at American Psychological Association Annual Convention, August 2017, Washington, D.C.
https://www.gibsonresearchinstitute.org/wp-content/uploads/2017/08/2017APA_Ledbetter-Moore-poster.pdf

Ledbetter, C., Faison, M., Hill, O., & Patterson, J. (2016). *Correlation of Cognitive Training Gains and Resting State Functional Connectivity*. Poster presented at Society for Neuroscience, San Diego, CA, November 12, 2016.
https://www.gibsonresearchinstitute.org/wp-content/uploads/2016/11/SFNposters_CLedbetter.pdf

Moore, A.L., Ledbetter, C., & Carpenter, D.M. (2016, November). *Intensive Metronome-Based Cognitive Training Improves Cognition in Children: A Randomized Controlled Trial*. Presented at Society for Neuroscience Annual Meeting, San Diego, CA.
https://www.gibsonresearchinstitute.org/reviews-LearningRx-wp-content/uploads/2016/11/SFNposters_AMoore.pdf

Dissertations and Technical Reports

Moore, A.L. (2015). *Achievement Outcomes for LearningRx Students: Math and Reading Achievement Before and After Cognitive Training*. Technical report available at <http://downloads.learningrx.com/Achievement-Results-LearningRx.pdf>

Moore, A.L. (2015). *LearningRx Training and IQ Gains*. Presentation available at <http://downloads.learningrx.com/Multiple-Baseline-IQ-Study.pdf>

Moore, A.L. (2015). *Cognitive trainer characteristics that predict outcomes for students with and without ADHD*. Doctoral dissertation. (UMI No. 3687613). Available at http://downloads.learningrx.com/dissertation_amy-moore.pdf

Musick, S.A. (2015). *Cognitive training in a school curriculum: A qualitative single-instrument case study*. Doctoral dissertation. (UMI No. 3721288). Retrieved from ProQuest. Available at https://www.gibsonresearchinstitute.org/wp-content/uploads/2018/04/Dissertation_Qualitative-School-Interviews_Musick_2015.pdf

Pfister, B. (2012). *The effect of cognitive rehabilitation therapy on memory and processing speed in adolescents*. Doctoral dissertation. Available at <http://downloads.learningrx.com/dissertation-2012-pfister-final-pdf.pdf>

Ishanpara, P. (2012). *Cognitive rehabilitation with LearningRx: Preliminary improvements in memory after traumatic brain injury*. Doctoral dissertation. Available at <http://downloads.learningrx.com/official-dissertation.pdf>

Luckey, A.L. (2009). *Cognitive and academic gains as a result of cognitive training*. Doctoral dissertation. Available at http://downloads.learningrx.com/Luckey_Dissertation_2009.pdf

Marachi, R. (2006). *Statistical analysis of cognitive change with LearningRx training procedures*. Technical report available at <http://downloads.learningrx.com/2005-test-results-all-graduates.pdf>

Research in Progress

Cognitive Training and Traumatic Brain Injury (*ClinicalTrials.gov* NCT#02918994)

Multidisciplinary Approach to Treating Mild Cognitive Impairment/Early Alzheimer's (*ClinicalTrials.gov* NCT#02943187)



BrainRx Client Results by Program

All Programs

BrainRx

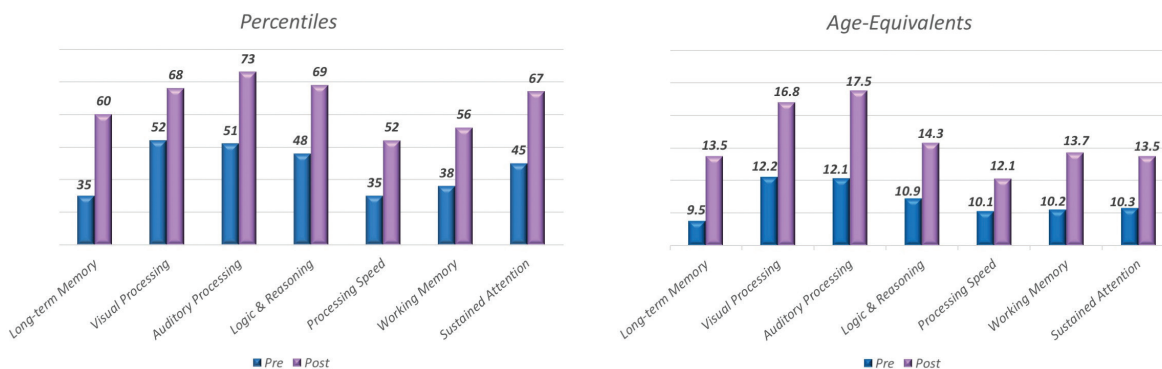
ReadRx

ALL PROGRAMS | COGNITIVE RESULTS

Number of Clients: 21,974
 Avg. Training Hours: 90
 Average Gain: 3.7 years
 Largest Gain: 5.4 years in Auditory Processing

CHILDREN

Ages: 4–17 (Mean = 10.4) # of clients: 19,918

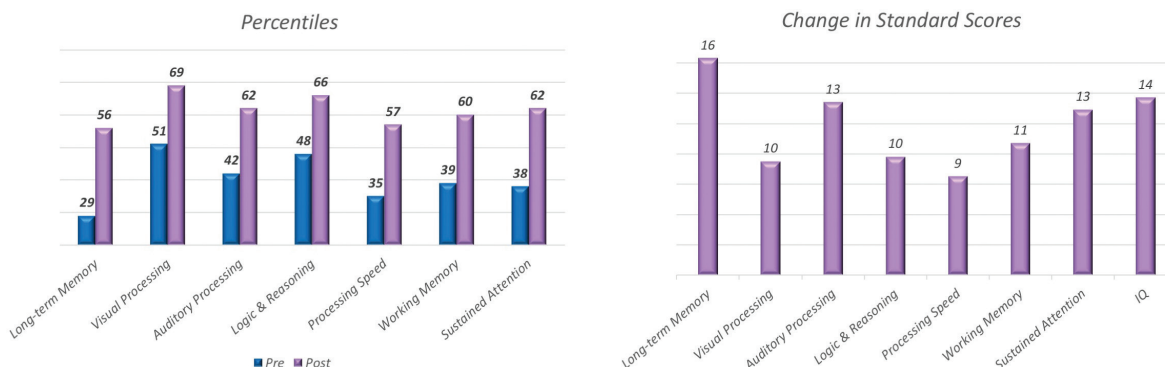


Change in Standard Scores



ADULTS

Ages: 18–95 (Mean = 31.6) # of clients: 2,056



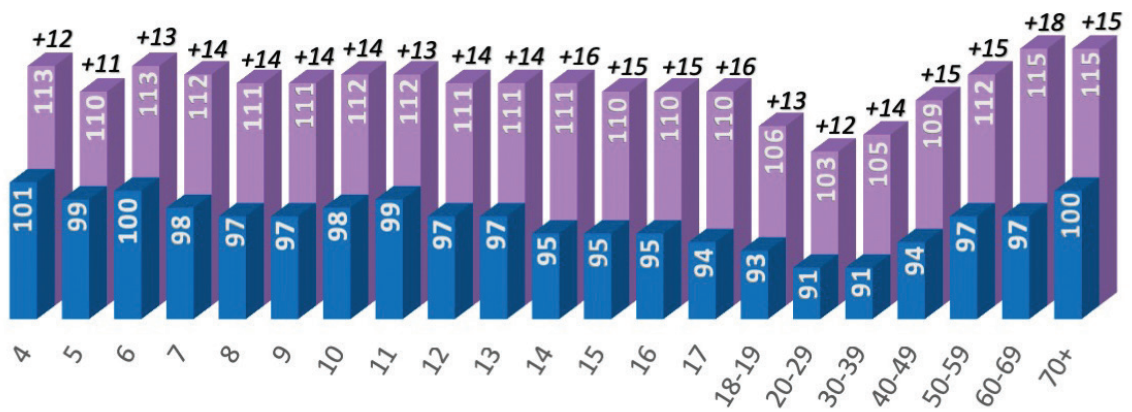
Changes in standard scores were statistically significant at $p < .006$ on all measures for both children and adults.

ALL PROGRAMS | IQ SCORE RESULTS BY AGE

Number of Clients: 21,974

Ages: 4–95

Pre and Post IQ Score by Age

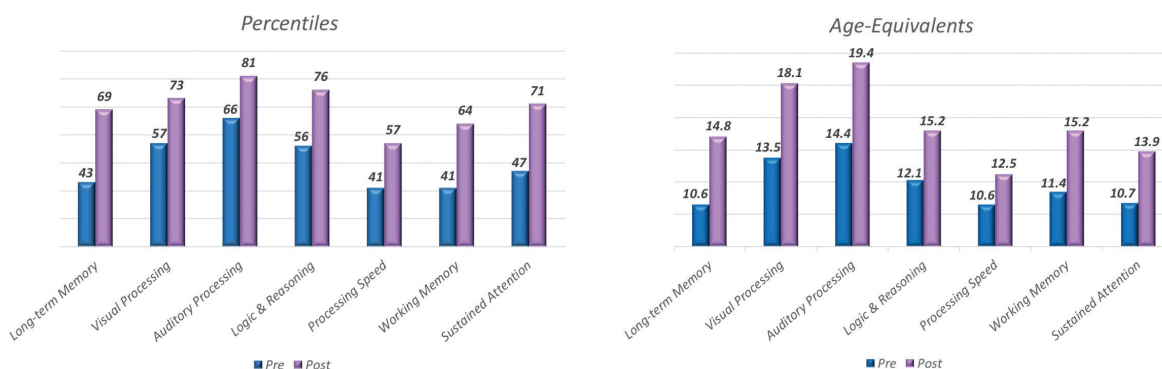


BRAINRX | COGNITIVE RESULTS

Number of Clients: 8,605
 Avg. Training Hours: 82
 Average Gain: 3.5 years
 Largest Gain: 5.0 years in Auditory Processing

CHILDREN

Ages: 4–17 (Mean = 10.6) # of clients: 7,426

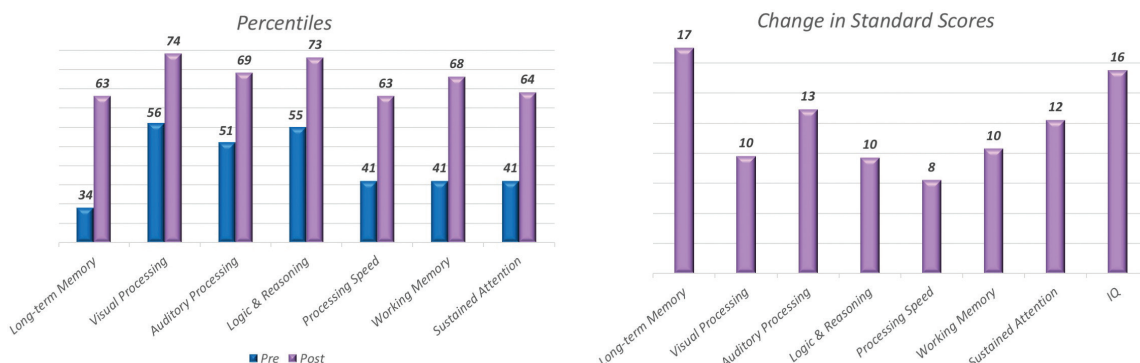


Change in Standard Scores



ADULTS

Ages: 18–95 (Mean = 34.8) # of clients: 1,179



Changes in standard scores were statistically significant at $p < .006$ on all measures for both children and adults.

READRX | READING SKILLS RESULTS

Number of Clients: 9,959
 Avg. Training Hours: 103
 Average Gain: 3.5 years
 Largest Gain: 6.3 years in Sound Awareness

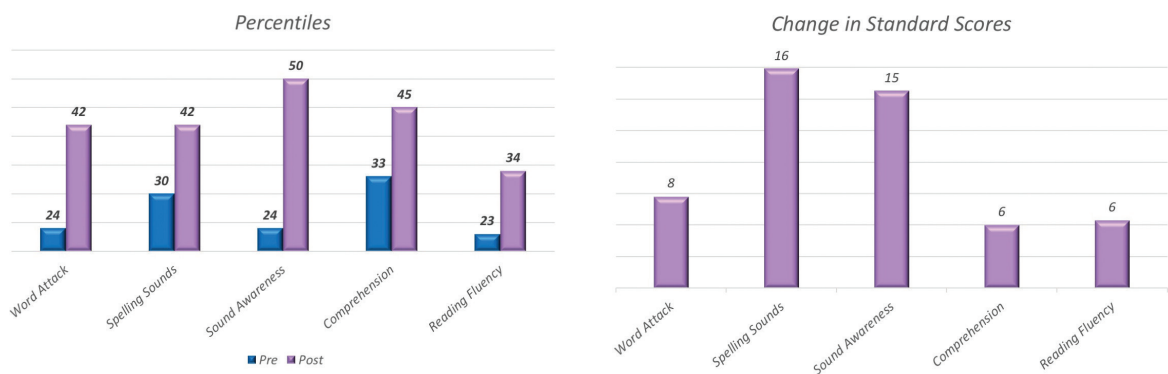
CHILDREN

Ages: 4–17 (Mean = 10.6) # of clients: 9,250



ADULTS

Ages: 18–83 (Mean = 27.7) # of clients: 709



Changes in standard scores were statistically significant at $p < .006$ on all measures for both children and adults.



BrainRx Client Results by Diagnosis

ADHD

Dyslexia

Brain Injury

Learning Disability

Autism Spectrum

Speech & Language Disorder

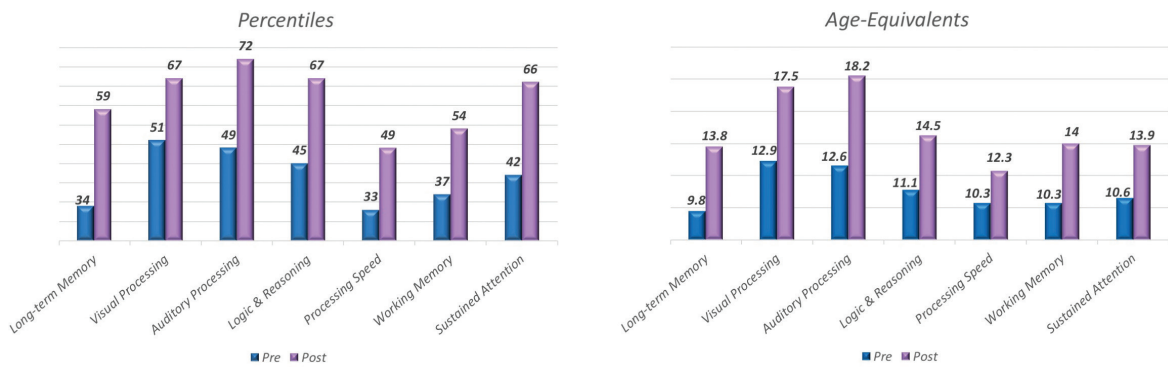
Seniors

ADHD | COGNITIVE RESULTS

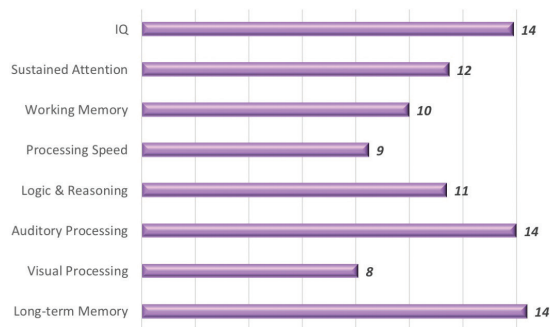
Number of Clients: 6,466
 Avg. Training Hours: 81
 Average Gain: 3.8 years
 Largest Gain: 5.6 years in Auditory Processing

CHILDREN

Ages: 4–17 (Mean = 10.9) # of clients: 5,902

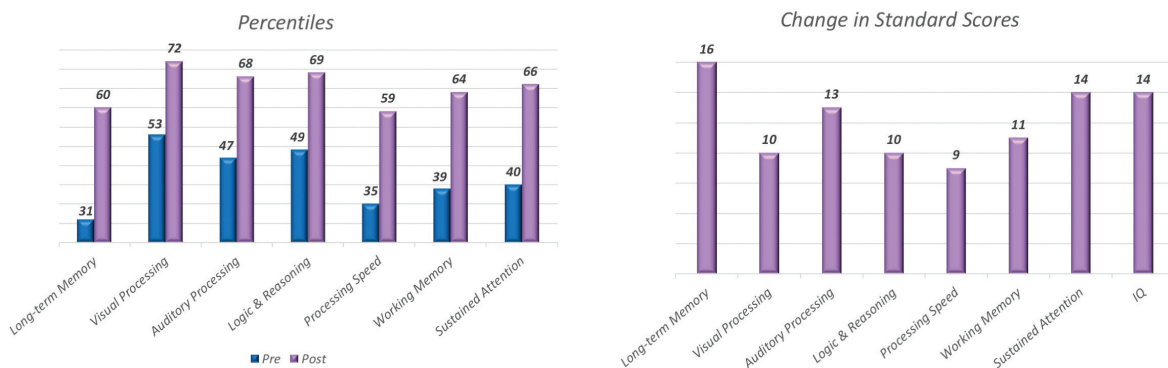


Change in Standard Scores



ADULTS

Ages: 18–73 (Mean = 27.9) # of clients: 564



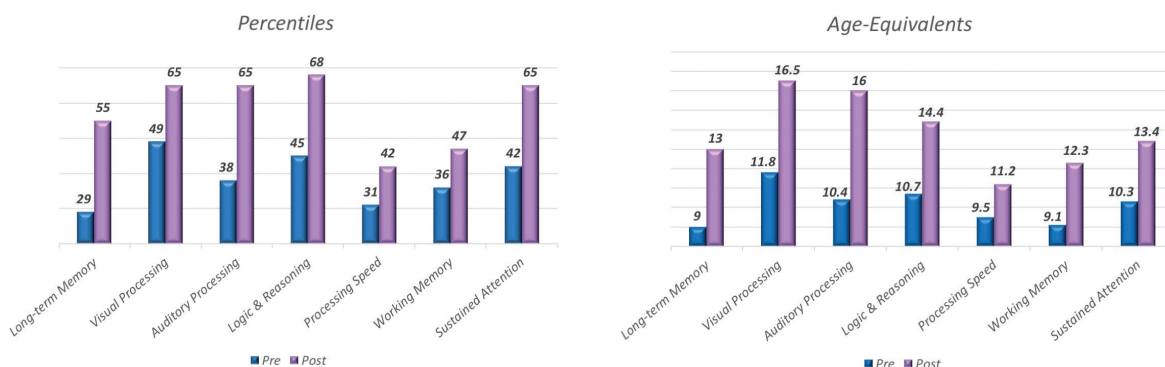
Changes in standard scores were statistically significant at $p < .006$ on all measures for both children and adults.

DYSLEXIA | COGNITIVE RESULTS

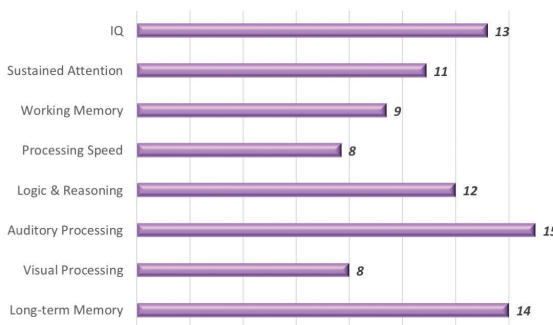
Number of Clients: 2,494
 Avg. Training Hours: 94
 Average Gain: 3.7 years
 Largest Gain: 5.6 years in Auditory Processing

CHILDREN

Ages: 5–17 (Mean = 10.6) # of clients: 2,264

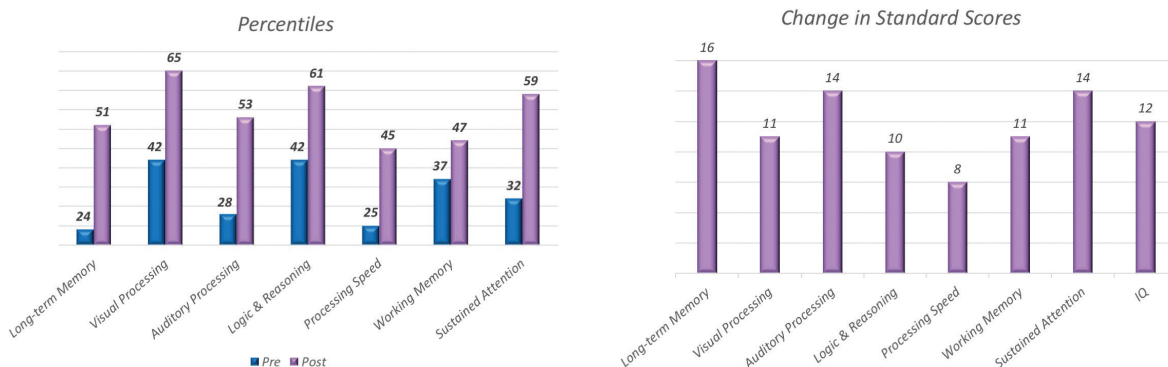


Change in Standard Scores



ADULTS

Ages: Ages: 18–71 (Mean = 27.9) # of clients: 230



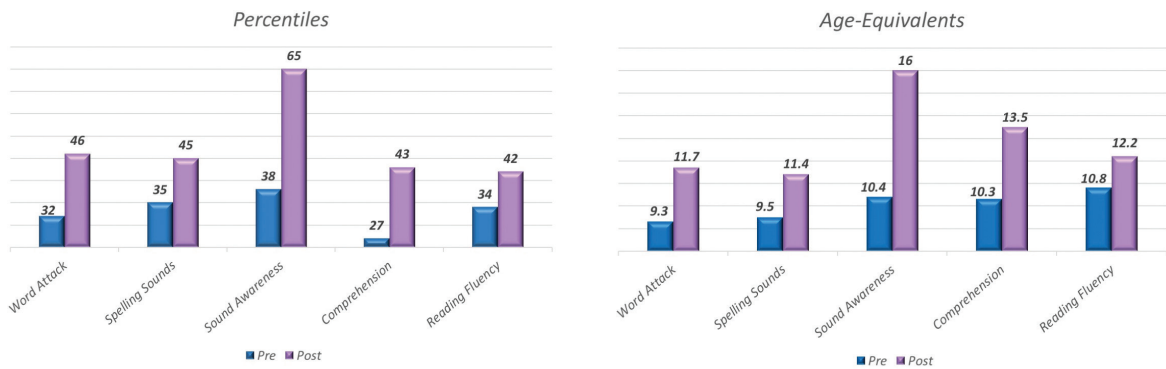
Changes in standard scores were statistically significant at $p < .006$ on all measures for both children and adults.

DYSLEXIA | READING RESULTS

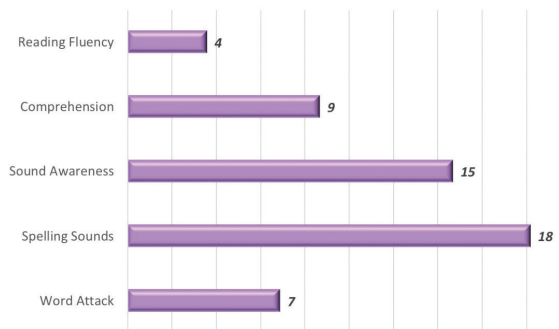
Number of Clients: 2,494
 Avg. Training Hours: 94
 Average Gain: 2.9 years
 Largest Gain: 5.6 years in Sound Awareness

CHILDREN

Ages: 5–17 (Mean = 10.6) # of clients: 2,264

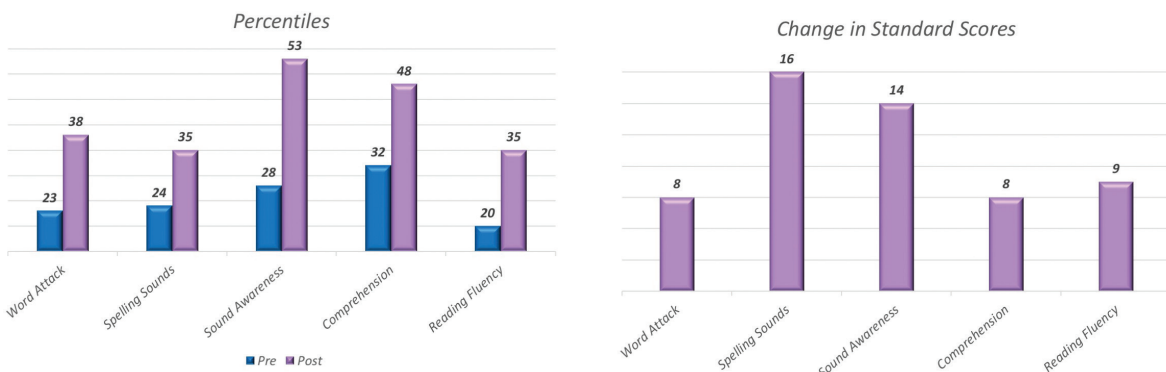


Change in Standard Scores



ADULTS

Ages: 18–71 (Mean = 27.9) # of clients: 230



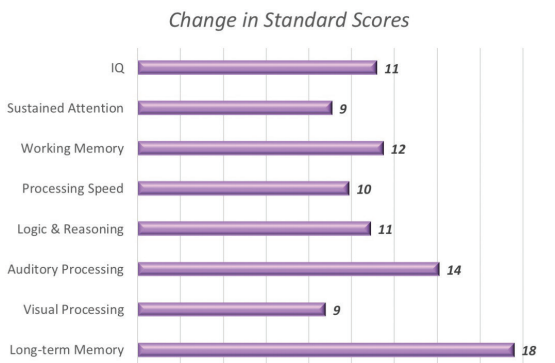
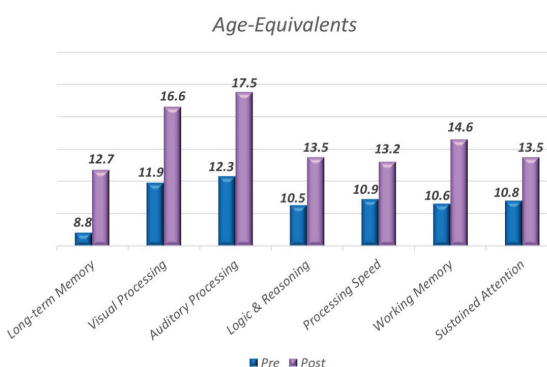
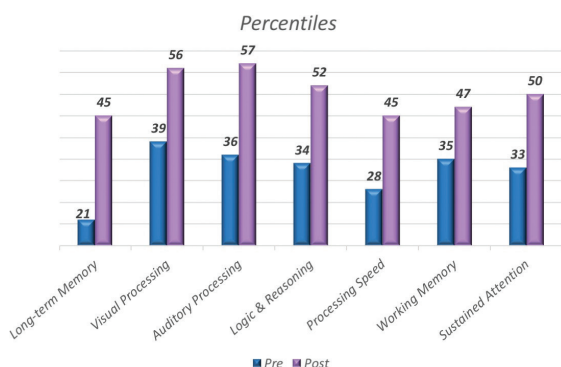
Changes in standard scores were statistically significant at $p < .006$ on all measures for both children and adults.

BRAIN INJURY | COGNITIVE RESULTS

Number of Clients: 386
 Avg. Training Hours: 95
 Average Gain: 3.7 years
 Largest Gain: 5.2 years in Auditory Processing

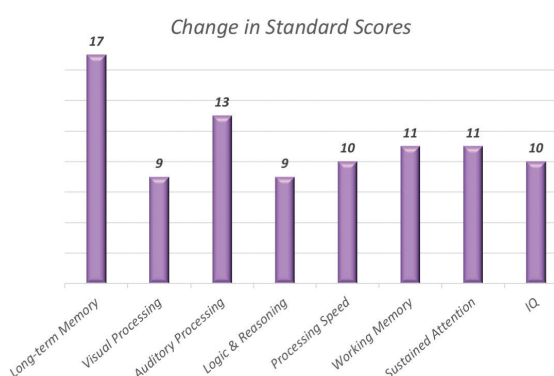
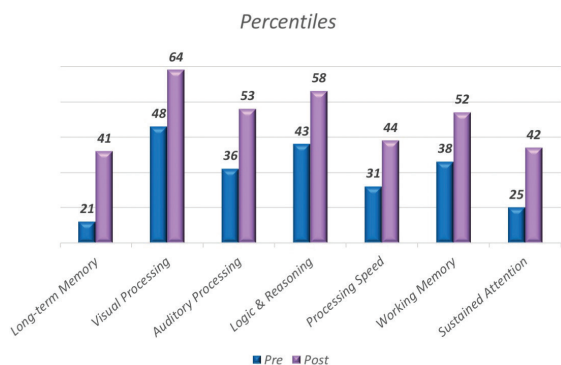
CHILDREN

Ages: 5–17 (Mean = 12.2) # of clients: 163



ADULTS

Ages: 18–87 (Mean = 36.4) # of clients: 223



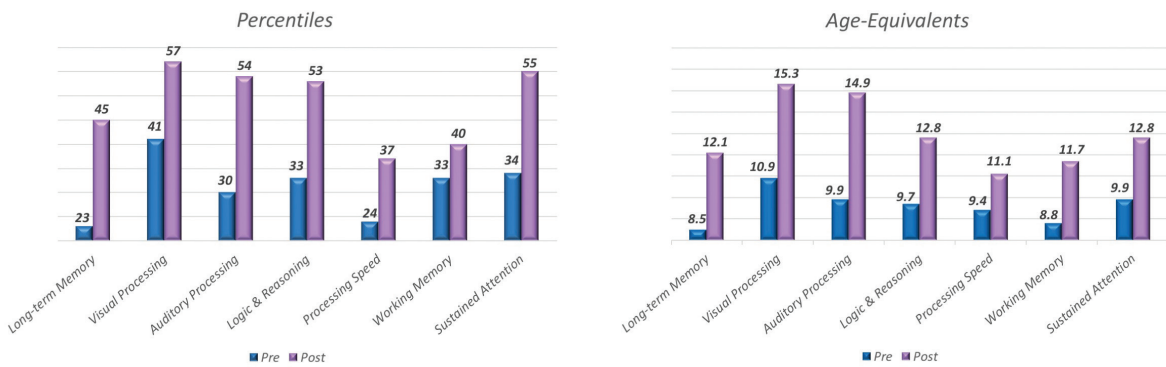
Changes in standard scores were statistically significant at $p < .006$ on all measures for both children and adults.

LEARNING DISABILITY | COGNITIVE RESULTS

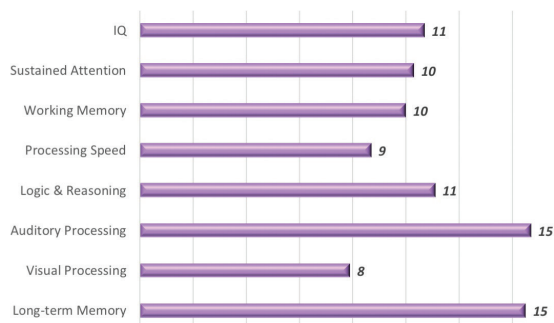
Number of Clients: 2,449
 Avg. Training Hours: 93
 Average Gain: 3.3 years
 Largest Gain: 4.9 years in Auditory Processing

CHILDREN

Ages: 4–17 (Mean = 11.0) # of clients: 2,105

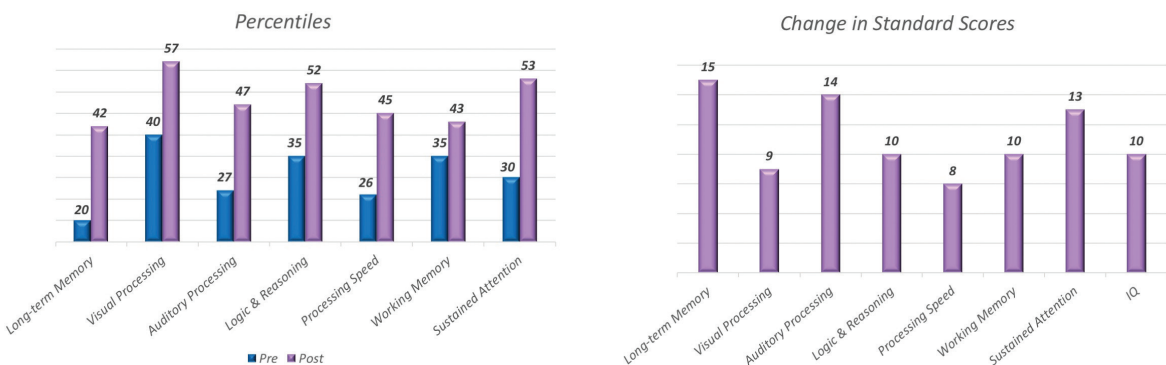


Change in Standard Scores



ADULTS

Ages: 18–67 (Mean = 26.2) # of clients: 344



Changes in standard scores were statistically significant at $p < .006$ on all measures for both children and adults.

AUTISM SPECTRUM | COGNITIVE RESULTS

Number of Clients: 1,049
 Avg. Training Hours: 94
 Average Gain: 3.2 years
 Largest Gain: 4.5 years in Auditory Processing

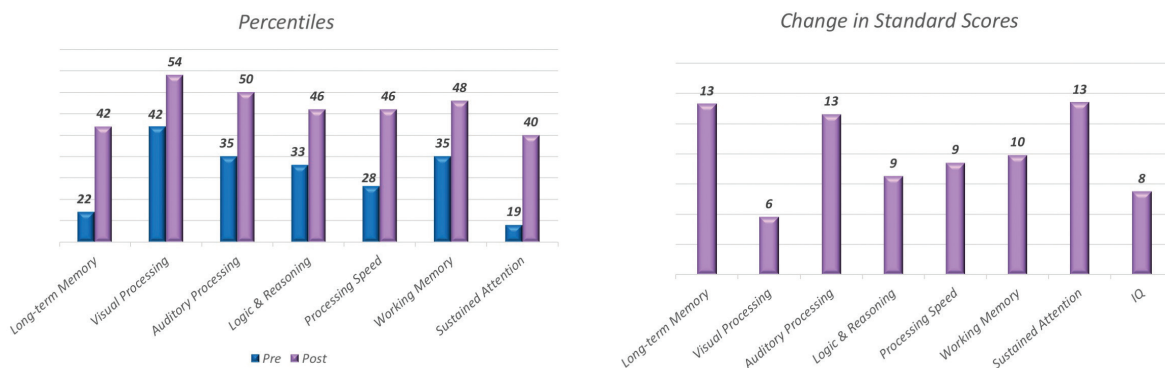
CHILDREN

Ages: 4–17 (Mean = 10.7) # of clients: 935



ADULTS

Ages: 18–63 (Mean = 22.6) # of clients: 114



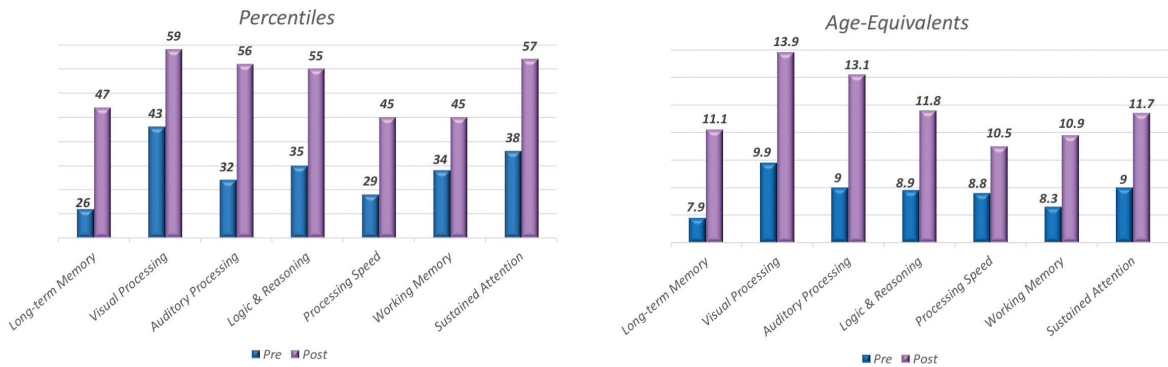
Changes in standard scores were statistically significant at $p < .006$ on all measures for both children and adults.

SPEECH & LANGUAGE DISORDER | COGNITIVE RESULTS

Number of Clients: 2,217
 Avg. Training Hours: 90
 Average Gain: 3.0 years
 Largest Gain: 4.1 years in Auditory Processing

CHILDREN

Ages: 4–17 (Mean = 10.7) # of clients: 2,074

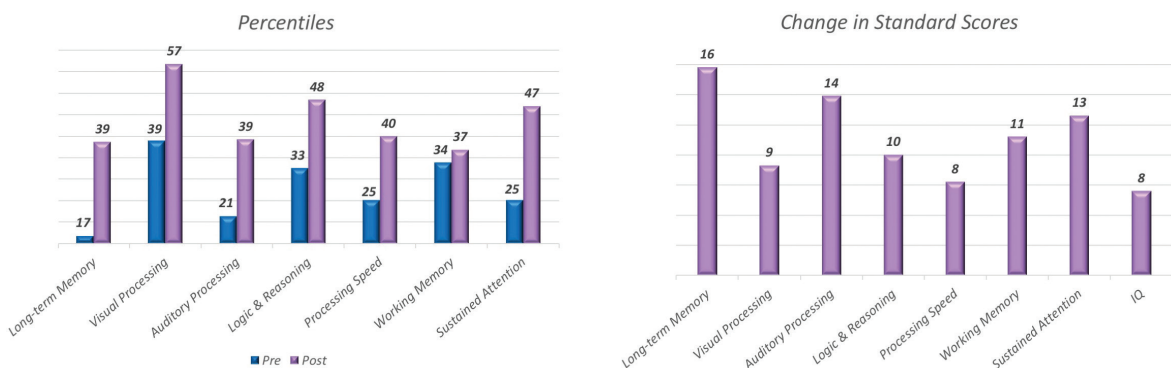


Change in Standard Scores



ADULTS

Ages: 18–76 (Mean = 27.6) # of clients: 143

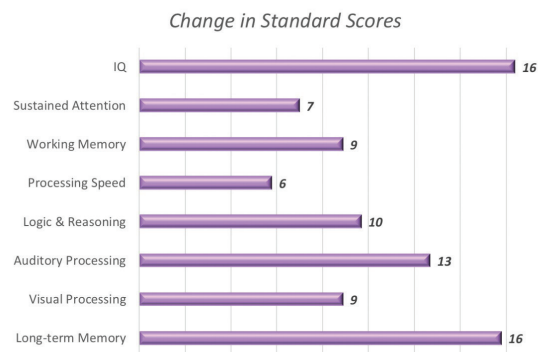
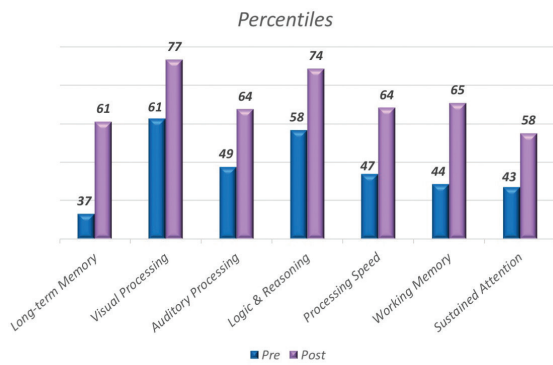


Changes in standard scores were statistically significant at $p < .006$ on all measures for both children and adults.

SENIORS | COGNITIVE RESULTS

Number of Clients: 321
 Avg. Training Hours: 68
 Average Gain: 10.6 standard points
 Largest Gain: 16.4 points in IQ score

Ages: 51–95 (Mean = 61.3) **# of clients:** 321



Changes in standard scores were statistically significant at $p < .006$ on all measures for both children and adults.

ONE-YEAR RETENTION RESULTS FOR OUR CLIENTS

Abstract: To assess retention of training gains for BrainRx clients, we analyzed the results for 516 clients who opted to return for a one-year follow-up assessment on the Woodcock-Johnson III – Tests of Cognitive Abilities. The average age of clients who completed the follow-up testing was 10.8. Retention rates ranged from 96% to 99%, with the greatest retention of skills in visual processing, auditory processing, and logic & reasoning.

PRE, POST, AND FOLLOW-UP STANDARD SCORES				
Skill	Pre	Post	One Year Later	Retention
IQ	95	111	107	97%
Long-Term Memory	94	107	106	98%
Visual Processing	102	109	108	99%
Auditory Processing	111	122	121	99%
Logic & Reasoning	100	111	111	99%
Processing Speed	91	99	94	96%
Working Memory	94	104	101	98%

All scores are rounded to the nearest whole number

CLIENT SATISFACTION RATINGS

Abstract: To assess client satisfaction with our training programs, parents and adult clients complete an exit survey at the end of training. From 2005–2015, over 19,000 of our 21,836 clients rated the training a 9 or a 10. 71% rated us a 10, and another 24% rated us an 8 or a 9. And in 2015, the average score across all Centers was a 9.6 out of 10!

EXIT INTERVIEW RATINGS				
Question	10	9 or 8	7 or below	Average Rating
On a scale of 1 to 10, how likely would you be to refer a friend or family member to us?	71%	24%	5%	9.6



GIBSON INSTITUTE
OF COGNITIVE RESEARCH



BrainRx[®]

www.brainrx.com